







Tube expanders ***MG/800*** ***MG/1200***



MADE IN ITALY



Franco and Luisa Agostino
Founders



The rolling expansion of tubes can be traced back to nineteenth century industrial England. The manufacture of steam boilers for the great steam ships, locomotives and industry lead to the construction of the first rudimentary tube expanders. The end of the nineteenth century provides firm documentary evidence with the founding of the first tube expander factory in the United States. In Germany too, during the inter-war years, some small workshops devoted a part of their work to the production of these tools.

The enormous investments in oil refineries, petrochemical and chemical industries, power stations, the development of air conditioning systems, desalination and many other sectors, gave rise to corresponding increases in energy consumption. This led to the design of increasingly large and more sophisticated tube bundle heat exchangers, with a great variety of design features, materials and configurations.




It was in this development context at the end of the nineteen fifties that Mr. Franco Agostino was afforded the opportunity to learn the art of making tube expanders by an old German manufacturer, Mr Albert Otto. From that time, and thanks to the determination and perseverance of these men, Mr. Agostino was able to start up the small Italian factory that a few years later became, Maus Italia.

Today Maus Italia has risen to a position of world leadership thanks to the tireless work of many collaborators and the belief of an Italian clientele which is exceptionally active in the international marketplace. With the publication of this new catalogue, Maus Italia wishes to make the technician's job of choosing the right product easier.







1981 



A functional working environment, computer-delegated production control, storage systems and CNC machine tools combine with young and talented engineers who, with their input, enthusiasm and ability, create an atmosphere that allows a successful Maus Italia to be the major point of reference in the global technology sector.

The company's goal is to:

- *design, manufacture and sell equipment and machinery for the production and maintenance of heat exchangers, condensers and boilers of chemical plants, oil refineries, power plants, factories, etc.*
- *Accept the challenges posed by the market to give impetus to the Company's quest for machines and tools that offer customers more specific high-tech solutions.*



Tube expanders MG/800 MG/1200

The **MG series** variable depth tube expanders have been designed for rolling tubes in heat exchangers.

They are driven by pneumatic or electric rolling machines with torque control produced by Maus Italia.

As with all Maus Italia products the **MG series** tube expanders are of the highest quality:


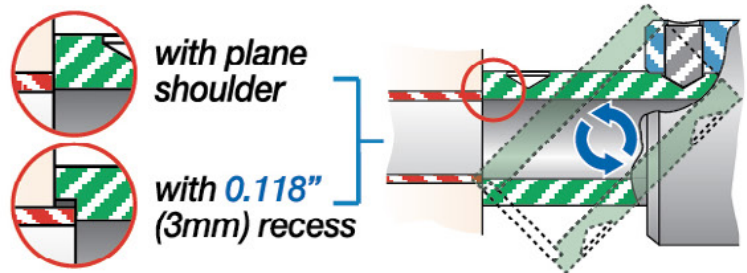
- made of special tempered and case-hardened alloy steels;
- fitted with an adjustable thrust collar with ball-thrust bearing;
- all rolling surfaces ground: 1 mandrel and 3 rolls;
- a self-locking nut and washer is fitted on the frontal of the mandrel to stop it from unscrewing out of the cage.



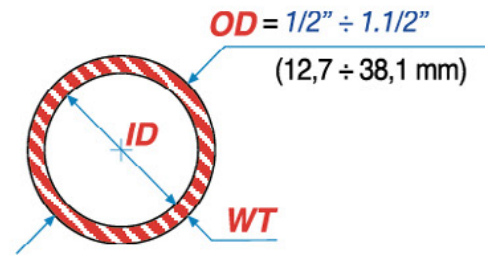
Reversible
thrust collar design



One of the main characteristics of the **MG series** tube expanders is the possibility to be used both for tubes with standard 3mm protrusion and for tube flush. Thanks to the reversible thrust collar, the operation takes a few seconds.



General table of
tube expanders **MG series**



MG/800



MG/1200



MG/1200-B



MG/1200-C



MG/800



MG/1200

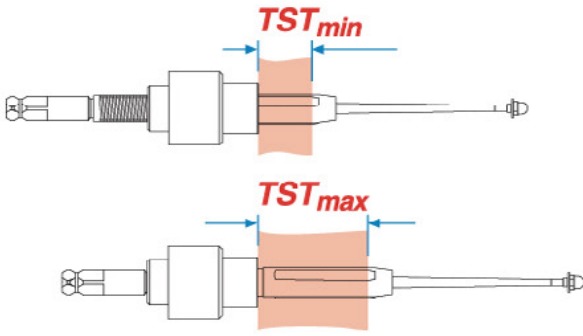


MG/1200-B



MG/1200-C





TST_{min} **TST_{max}**

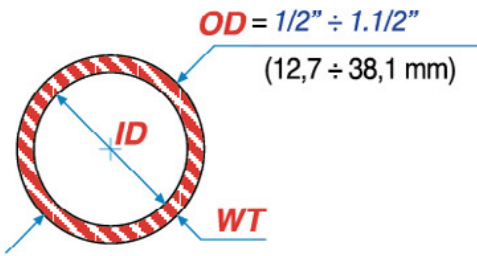
inches **mm** **inches** **mm**

inches	mm	inches	mm			
1/2"	12,7	1.1/2"	38,1	<p><i>With 1.1/2" short rolls</i></p> <p>$L_t = 1.1/2" (38,1mm)$ $L_u = 1.1/4" (31,8mm)$</p>	MG-8	
		5"	127,0		MG-16	
		9"	228,6		<p><i>Also available double radius rolls</i></p> <p>$L_t = 1.1/2" (38,1mm)$ $L_u = 1.024" (26,0mm)$</p>	MG-20
		11"	279,4			MG-24
1.1/4"	31,8	2.1/4"	57,1	<p><i>With 2.1/4" long rolls</i></p> <p>$L_t = 2.1/4" (57,1mm)$ $L_u = 2" (50,8mm)$</p>	MG-12	
		5.3/4"	146,0		MG-28	
		9.3/4"	247,6		<p><i>Also available double radius rolls</i></p> <p>$L_t = 2.1/4" (57,1mm)$ $L_u = 1.772" (45,0mm)$</p>	MG-32
		11.3/4"	298,4			MG-36

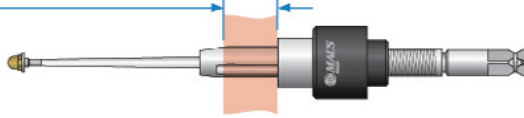
MG/800

Tube expansion
with adjustable reach
for low thickness tube sheets


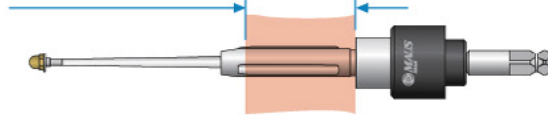
With 1.1/2"
short rolls



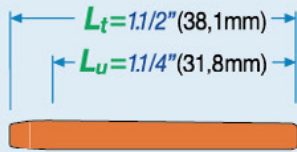
$TST_{min} = 1/2'' (12,7\text{ mm})$




$TST_{max} = 1.1/2'' (38,1\text{ mm})$



With 1.1/2" short rolls



MG/800



Tube dimensions						Expansion range		Tube expander	Rolls	Mandrel	∅ inches
OD inches mm	B.W.G.	WT		ID		inches	mm	Code	Code	Code	
		inches	mm	inches	mm						
1/2" (12,7)	14	0.083	2,10	0.334	8,4	0.324 ÷ 0.374	8,2 ÷ 9,5	MG-797	MR-797	MM-797	3/8"
	15	0.072	1,82	0.356	9,0	0.348 ÷ 0.398	8,8 ÷ 10,1	MG-799	MR-1	MM-799	
	16	0.065	1,65	0.370	9,4	0.360 ÷ 0.410	9,1 ÷ 10,4	MG-801	MR-1	MM-1	
	17	0.058	1,47	0.384	9,7	0.374 ÷ 0.424	9,5 ÷ 10,7	MG-803	MR-2	MM-1	
	18	0.049	1,24	0.402	10,2	0.392 ÷ 0.447	9,9 ÷ 11,3	MG-805	MR-3	MM-2	
	20	0.035	0,88	0.430	10,9	0.420 ÷ 0.480	10,7 ÷ 12,1	MG-807	MR-4	MM-3	
5/8" (15,9)	12	0.109	2,76	0.407	10,3	0.392 ÷ 0.447	9,9 ÷ 11,3	MG-805	MR-3	MM-2	3/8"
	13	0.095	2,41	0.435	11,0	0.425 ÷ 0.480	10,8 ÷ 12,1	MG-807	MR-4	MM-3	
	14	0.083	2,10	0.459	11,6	0.449 ÷ 0.509	11,4 ÷ 12,9	MG-809	MR-4	MM-4	
	15	0.072	1,82	0.481	12,2	0.471 ÷ 0.536	11,9 ÷ 13,6	MG-811	MR-5	MM-5	
	16	0.065	1,65	0.495	12,5	0.485 ÷ 0.550	12,3 ÷ 13,9	MG-813	MR-6	MM-5	
	17	0.058	1,47	0.509	12,9	0.499 ÷ 0.564	12,6 ÷ 14,3	MG-815	MR-6	MM-6	
	18	0.049	1,24	0.527	13,3	0.517 ÷ 0.572	13,1 ÷ 14,5	MG-817	MR-7	MM-7	
	19	0.042	1,06	0.541	13,7	0.522 ÷ 0.582	13,2 ÷ 14,7	MG-819	MR-7	MM-6	
	20	0.035	0,88	0.555	14,1						
	21	0.032	0,81	0.561	14,2	0.536 ÷ 0.596	13,6 ÷ 15,1	MG-819-SP	MR-7	MM-8	
3/4" (19,0)	10	0.134	3,40	0.482	12,2	0.471 ÷ 0.536	11,9 ÷ 13,6	MG-811	MR-5	MM-5	3/8"
	11	0.120	3,04	0.510	12,9	0.499 ÷ 0.564	12,6 ÷ 14,3	MG-815	MR-6	MM-6	
	12	0.109	2,76	0.532	13,5	0.522 ÷ 0.582	13,2 ÷ 14,7	MG-819	MR-7	MM-6	
	13	0.095	2,41	0.560	14,2	0.550 ÷ 0.615	13,9 ÷ 15,6	MG-821	MR-8		
	14	0.083	2,10	0.584	14,8	0.574 ÷ 0.639	14,5 ÷ 16,2	MG-823	MR-9	MM-8	
	15	0.072	1,82	0.606	15,3	0.596 ÷ 0.661	15,1 ÷ 16,7	MG-825	MR-10		
	16	0.065	1,65	0.620	15,7	0.605 ÷ 0.685	15,3 ÷ 17,4	MG-827	MR-10		
	17	0.058	1,47	0.634	16,1						
	18	0.049	1,24	0.652	16,5	0.619 ÷ 0.699	15,7 ÷ 17,7	MG-829	MR-11		
	19	0.042	1,06	0.666	16,9					MM-9	
	20	0.035	0,88	0.680	17,2						
	21	0.032	0,81	0.686	17,4	0.642 ÷ 0.722	16,3 ÷ 18,3	MG-831	MR-12		
22	0.028	0,71	0.694	17,6							

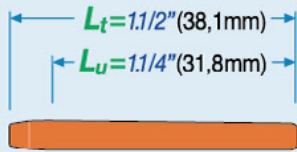
MG/800

With 1.1/2" short rolls



Tube dimensions						Expansion range		Tube expander	Rolls	Mandrel	∅ inches
OD inches mm	B.W.G.	WT inches mm	ID inches mm	inches mm	inches mm	Code	Code	Code			
7/8" (22,2)	10	0.134	3,40	0.607	15,4	0.596 ÷ 0.661	15,1 ÷ 16,7	MG-825	MR-10	MM-8	3/8" (9,5)
	11	0.120	3,04	0.635	16,1	0.619 ÷ 0.699	15,7 ÷ 17,7	MG-829	MR-11	MM-9	
	12	0.109	2,76	0.657	16,6	0.642 ÷ 0.722	16,3 ÷ 18,3	MG-831	MR-12	MM-10	
	13	0.095	2,41	0.685	17,4	0.670 ÷ 0.750	17,0 ÷ 19,0	MG-833	MR-13	MM-11	
	14	0.083	2,10	0.709	18,0	0.685 ÷ 0.774	17,4 ÷ 19,6	MG-835	MR-14	MM-12	
	15	0.072	1,82	0.731	18,5	0.712 ÷ 0.801	18,0 ÷ 20,3	MG-837	MR-15	MM-13	
	16	0.065	1,65	0.745	18,9	0.726 ÷ 0.815	18,4 ÷ 20,7	MG-839	MR-16	MM-14	
	17	0.058	1,47	0.759	19,2	0.740 ÷ 0.829	18,8 ÷ 21,0	MG-843	MR-17	MM-15	
	18	0.049	1,24	0.777	19,7					MM-16	
1" (25,4)	8	0.165	4,19	0.670	17,0	0.655 ÷ 0.735	16,6 ÷ 18,6	MG-841	MR-13	MM-9	3/8" (9,5)
	9	0.148	3,75	0.704	17,8	0.685 ÷ 0.774	17,4 ÷ 19,6	MG-835	MR-14	MM-10	
	10	0.134	3,40	0.732	18,5	0.712 ÷ 0.801	18,0 ÷ 20,3	MG-837	MR-15	MM-11	
	11	0.120	3,04	0.760	19,3	0.740 ÷ 0.829	18,8 ÷ 21,0	MG-843	MR-16	MM-12	
	12	0.109	2,76	0.782	19,8	0.763 ÷ 0.852	19,3 ÷ 21,6	MG-845	MR-17	MM-13	
	13	0.095	2,41	0.810	20,5	0.791 ÷ 0.880	20,0 ÷ 22,3	MG-847	MR-18	MM-14	
	14	0.083	2,10	0.834	21,1	0.810 ÷ 0.909	20,5 ÷ 23,0	MG-849	MR-18	MM-15	
	15	0.072	1,82	0.856	21,7	0.837 ÷ 0.936	21,2 ÷ 23,7	MG-851	MR-19	MM-16	
	16	0.065	1,65	0.870	22,1					MM-17	
	17	0.058	1,47	0.884	22,4					MM-18	
	18	0.049	1,24	0.902	22,9	0.865 ÷ 0.964	21,9 ÷ 24,4	MG-855	MR-21	MM-19	
1.1/8" (28,5)	8	0.165	4,19	0.795	20,1	0.776 ÷ 0.875	19,7 ÷ 22,2	MG-853	MR-20	MM-13	3/8" (9,5)
	9	0.148	3,75	0.829	21,0	0.810 ÷ 0.909	20,5 ÷ 23,0	MG-849	MR-18	MM-14	
	10	0.134	3,40	0.857	21,7	0.837 ÷ 0.936	21,2 ÷ 23,7	MG-851	MR-19	MM-15	
	11	0.120	3,04	0.885	22,4	0.865 ÷ 0.964	21,9 ÷ 24,4	MG-855	MR-21	MM-16	
	12	0.109	2,76	0.907	23,0	0.883 ÷ 0.982	22,4 ÷ 24,9	MG-857	MR-21	MM-17	
	13	0.095	2,41	0.935	23,7	0.916 ÷ 1.015	23,2 ÷ 25,7	MG-859	MR-22	MM-18	
	14	0.083	2,10	0.959	24,3	0.935 ÷ 1.044	23,7 ÷ 26,5	MG-861	MR-23	MM-19	
	15	0.072	1,82	0.981	24,9	0.962 ÷ 1.071	24,4 ÷ 27,2	MG-863	MR-24	MM-20	
	16	0.065	1,65	0.995	25,2					MM-21	
17	0.058	1,47	1.009	25,6	0.990 ÷ 1.099	25,1 ÷ 27,9	MG-867	MR-26	MM-22		
18	0.049	1,24	1.027	26,0					MM-23	1/2" (12,7)	

With 1.1/2" short rolls



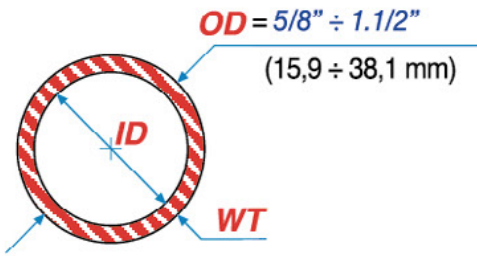
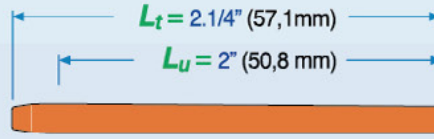
MG/800

Tube dimensions						Expansion range		Tube expander	Rolls	Mandrel	∅ inches
OD inches mm	B.W.G.	WT		ID		inches	mm	Code	Code	Code	
		inches	mm	inches	mm						
1.1/4" (31,8)	8	0.165	4,19	0.920	23,3	0.901 ÷ 1.010	22,8 ÷ 25,6	MG-865	MR-25		1/2" (12,7)
	9	0.148	3,75	0.954	24,2	0.935 ÷ 1.044	23,7 ÷ 26,5	MG-861	MR-23	MM-15	
	10	0.134	3,40	0.982	24,9	0.962 ÷ 1.071	24,4 ÷ 27,2	MG-863	MR-24		
	11	0.120	3,04	1.010	25,6	0.990 ÷ 1.099	25,1 ÷ 27,9	MG-867	MR-26	MM-16	
	12	0.109	2,76	1.032	26,2	1.013 ÷ 1.122	25,7 ÷ 28,5	MG-869	MR-27		
	13	0.095	2,41	1.060	26,9	1.041 ÷ 1.150	26,4 ÷ 29,2	MG-871	MR-28	MM-17	
	14	0.083	2,10	1.084	27,5	1.060 ÷ 1.169	26,9 ÷ 29,6	MG-873	MR-29		
	15	0.072	1,82	1.106	28,0	1.087 ÷ 1.196	27,6 ÷ 30,3	MG-875	MR-30	MM-17	
	16	0.065	1,65	1.120	28,4						
	17	0.058	1,47	1.134	28,8	1.115 ÷ 1.224	28,3 ÷ 31,0	MG-879	MR-30	MM-18	
1.3/8" (34,9)	8	0.165	4,19	1.045	26,5	1.026 ÷ 1.135	26,0 ÷ 28,8	MG-877	MR-31		1/2" (12,7)
	9	0.148	3,75	1.079	27,4	1.060 ÷ 1.169	26,9 ÷ 29,6	MG-873	MR-29	MM-17	
	10	0.134	3,40	1.107	28,1	1.087 ÷ 1.196	27,6 ÷ 30,3	MG-875	MR-30		
	11	0.120	3,04	1.135	28,8	1.115 ÷ 1.224	28,3 ÷ 31,0	MG-879	MR-30	MM-18	
	12	0.109	2,76	1.157	29,3	1.133 ÷ 1.242	28,7 ÷ 31,5	MG-881	MR-32		
	13	0.095	2,41	1.185	30,1	1.160 ÷ 1.275	29,4 ÷ 32,3	MG-883	MR-33	MM-19	
	14	0.083	2,10	1.209	30,7	1.179 ÷ 1.294	29,9 ÷ 32,8	MG-885	MR-34		
	15	0.072	1,82	1.231	31,2	1.206 ÷ 1.321	30,6 ÷ 33,5	MG-887	MR-35	MM-20	
1.1/2" (38,1)	8	0.165	4,19	1.170	29,7	1.145 ÷ 1.260	29,0 ÷ 32,0	MG-889	MR-34	MM-19	1/2" (12,7)
	9	0.148	3,75	1.204	30,5	1.177 ÷ 1.294	29,9 ÷ 32,8	MG-885	MR-34		
	10	0.134	3,40	1.232	31,2	1.206 ÷ 1.321	30,6 ÷ 33,5	MG-887	MR-35	MM-20	
	11	0.120	3,04	1.260	32,0	1.235 ÷ 1.350	31,3 ÷ 34,2	MG-891	MR-36		
	12	0.109	2,76	1.282	32,5	1.257 ÷ 1.372	31,9 ÷ 34,8	MG-893	MR-37		
	13	0.095	2,41	1.310	33,2	1.285 ÷ 1.400	32,6 ÷ 35,5	MG-895	MR-37	MM-21	
	14	0.083	2,10	1.334	33,8	1.331 ÷ 1.446	33,8 ÷ 36,7	MG-897	MR-38		
	15	0.072	1,82	1.356	34,4						
	16	0.065	1,65	1.370	34,8						
	17	0.058	1,47	1.384	35,1						
	18	0.049	1,24	1.402	35,6	1.331 ÷ 1.472	33,8 ÷ 37,3	MG-899	MR-38	MM-22	
	19	0.042	1,06	1.416	35,9						
20	0.035	0,88	1.444	36,3							

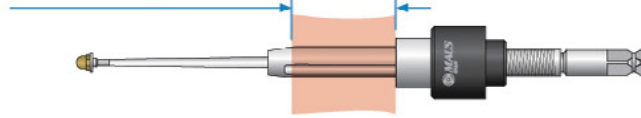
MG/800

Tube expansion
with adjustable reach for
medium thickness tube sheets

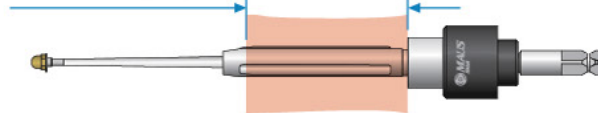
With 2.1/4"
long rolls



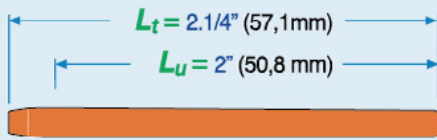
$TST_{min} = 1.1/4''$ (31,8 mm)



$TST_{max} = 2.1/4''$ (57,1 mm)



With 2.1/4" long rolls



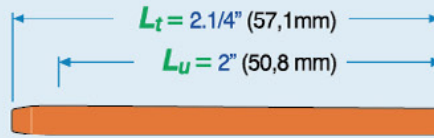
MG/800



Tube dimensions						Expansion range		Tube expander	Rolls	Mandrel	inches
OD inches mm	B.W.G.	WT inches mm	ID inches mm	inches	mm	Code	Code	Code			
5/8" (15,8)	14	0.083	2,10	0.459	11,6	0.449 ÷ 0.509	11,4 ÷ 12,9	MG-810	MR-4-A	MM-4	3/8" (9,5)
	15	0.072	1,82	0.481	12,2	0.471 ÷ 0.536	11,9 ÷ 13,6	MG-812	MR-5-A	MM-5	
	16	0.065	1,65	0.495	12,5	0.485 ÷ 0.550	12,3 ÷ 13,9	MG-814	MR-6-A	MM-5	
	17	0.058	1,47	0.509	12,9	0.499 ÷ 0.564	12,6 ÷ 14,3	MG-816	MR-6-A	MM-6	
	18	0.049	1,24	0.527	13,3	0.517 ÷ 0.572	13,1 ÷ 14,5	MG-818	MR-7-A	MM-7	
	19	0.042	1,06	0.541	13,7	0.522 ÷ 0.582	13,2 ÷ 14,7	MG-820	MR-7-A	MM-6	
	20	0.035	0,88	0.555	14,1						
	21	0.032	0,81	0.561	14,2	0.536 ÷ 0.596	13,6 ÷ 15,1	MG-820-SP	MR-7-A	MM-8	
	22	0.028	0,71	0.569	14,4						
	3/4" (19,0)	10	0.134	3,40	0.482	12,2	0.471 ÷ 0.536	11,9 ÷ 13,6	MG-812	MR-5-A	
11		0.120	3,05	0.510	12,9	0.499 ÷ 0.564	12,6 ÷ 14,3	MG-816	MR-6-A	MM-6	
12		0.109	2,76	0.532	13,5	0.522 ÷ 0.582	13,2 ÷ 14,7	MG-820	MR-7-A	MM-6	
13		0.095	2,41	0.560	14,2	0.550 ÷ 0.615	13,9 ÷ 15,6	MG-822	MR-8-A		
14		0.083	2,10	0.584	14,8	0.574 ÷ 0.639	14,5 ÷ 16,2	MG-824	MR-9-A	MM-8	
15		0.072	1,82	0.606	15,3	0.596 ÷ 0.661	15,1 ÷ 16,7	MG-826	MR-10-A		
16		0.065	1,65	0.620	15,7	0.605 ÷ 0.685	15,3 ÷ 17,4	MG-828	MR-10-A		
17		0.058	1,47	0.634	16,1						
18		0.049	1,24	0.652	16,5	0.619 ÷ 0.699	15,7 ÷ 17,7	MG-830	MR-11-A		
19		0.042	1,06	0.666	16,9					MM-9	
20		0.035	0,88	0.680	17,2						
21		0.032	0,81	0.686	17,4	0.642 ÷ 0.722	16,3 ÷ 18,3	MG-832	MR-12-A		
22	0.028	0,71	0.694	17,6							

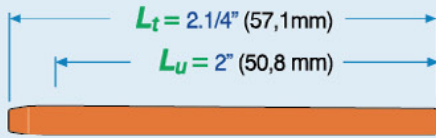
MG/800

With 2.1/4" long rolls



Tube dimensions						Expansion range		Tube expander	Rolls	Mandrel	∅ inches
OD inches mm	B.W.G.	WT inches mm	ID inches mm	inches	mm	Code	Code	Code			
7/8" (22,2)	10	0.134	3,40	0.607	15,4	0.596 ÷ 0.661	15,1 ÷ 16,7	MG-826	MR-10-A	MM-8	3/8" (9,5)
	11	0.120	3,04	0.635	16,1	0.619 ÷ 0.699	15,7 ÷ 17,7	MG-830	MR-11-A	MM-9	
	12	0.109	2,76	0.657	16,6	0.642 ÷ 0.722	16,3 ÷ 18,3	MG-832	MR-12-A	MM-10	
	13	0.095	2,41	0.685	17,4	0.670 ÷ 0.750	17,0 ÷ 19,0	MG-834	MR-13-A	MM-11	
	14	0.083	2,10	0.709	18,0	0.685 ÷ 0.774	17,4 ÷ 19,6	MG-836	MR-14-A	MM-12	
	15	0.072	1,82	0.731	18,5	0.712 ÷ 0.801	18,0 ÷ 20,3	MG-838	MR-15-A	MM-13	
	16	0.065	1,65	0.745	18,9	0.726 ÷ 0.815	18,4 ÷ 20,7	MG-840	MR-16-A	MM-14	
	17	0.058	1,47	0.759	19,2	0.740 ÷ 0.829	18,8 ÷ 21,0	MG-844	MR-17-A	MM-15	
	18	0.049	1,24	0.777	19,7					MM-16	
1" (25,4)	8	0.165	4,19	0.670	17,0	0.665 ÷ 0.735	16,6 ÷ 18,6	MG-842	MR-13-A	MM-9	3/8" (9,5)
	9	0.148	3,75	0.704	17,8	0.685 ÷ 0.774	17,4 ÷ 19,6	MG-836	MR-14-A	MM-10	
	10	0.134	3,40	0.732	18,5	0.712 ÷ 0.801	18,0 ÷ 20,3	MG-838	MR-15-A	MM-11	
	11	0.120	3,04	0.760	19,3	0.740 ÷ 0.829	18,8 ÷ 21,0	MG-844	MR-16-A	MM-12	
	12	0.109	2,76	0.782	19,8	0.763 ÷ 0.852	19,3 ÷ 21,6	MG-846	MR-17-A	MM-13	
	13	0.095	2,41	0.810	20,5	0.791 ÷ 0.880	20,0 ÷ 22,3	MG-848	MR-18-A	MM-14	
	14	0.083	2,10	0.834	21,1	0.810 ÷ 0.909	20,5 ÷ 23,0	MG-850	MR-19-A	MM-15	
	15	0.072	1,82	0.856	21,7	0.837 ÷ 0.936	21,2 ÷ 23,7	MG-852	MR-20-A	MM-16	
	16	0.065	1,65	0.870	22,1					MM-17	
	17	0.058	1,47	0.884	22,4					MM-18	
	18	0.049	1,24	0.902	22,9	0.865 ÷ 0.964	21,9 ÷ 24,4	MG-856	MR-21-A	MM-19	
1.1/8" (28,5)	8	0.165	4,19	0.795	20,1	0.776 ÷ 0.875	19,7 ÷ 22,2	MG-854	MR-20-A	MM-13	3/8" (9,5)
	9	0.148	3,75	0.829	21,0	0.810 ÷ 0.909	20,5 ÷ 23,0	MG-850	MR-18-A	MM-14	
	10	0.134	3,40	0.857	21,7	0.837 ÷ 0.936	21,2 ÷ 23,7	MG-852	MR-19-A	MM-15	
	11	0.120	3,04	0.885	22,4	0.865 ÷ 0.964	21,9 ÷ 24,4	MG-856	MR-21-A	MM-16	
	12	0.109	2,76	0.907	23,0	0.883 ÷ 0.982	22,4 ÷ 24,9	MG-858	MR-22-A	MM-17	
	13	0.095	2,41	0.935	23,7	0.916 ÷ 1.015	23,2 ÷ 25,7	MG-860	MR-23-A	MM-18	
	14	0.083	2,10	0.959	24,3	0.935 ÷ 1.044	23,7 ÷ 26,5	MG-862	MR-24-A	MM-19	
	15	0.072	1,82	0.981	24,9	0.962 ÷ 1.071	24,4 ÷ 27,2	MG-864	MR-25-A	MM-20	
	16	0.065	1,65	0.995	25,2					MM-21	
	17	0.058	1,47	1.009	25,6	0.990 ÷ 1.099	25,1 ÷ 27,9	MG-868	MR-26-A	MM-22	
18	0.049	1,24	1.027	26,0					MM-23		

With 2.1/4"
long rolls



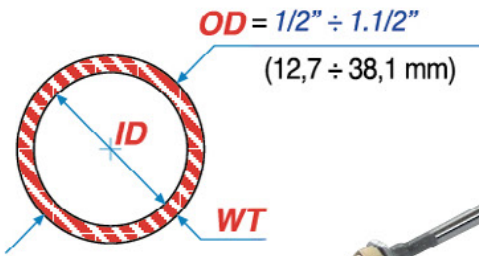
MG/800

Tube dimensions						Expansion range		Tube expander	Rolls	Mandrel	
OD inches mm	B.W.G.	WT		ID		Expansion range		Code	Code	Code	∅ inches
		inches	mm	inches	mm	inches	mm				
1.1/4" (31,8)	8	0.165	4,19	0.920	23,3	0.901 ÷ 1.010	22,8 ÷ 25,6	MG-866	MR-25-A		1/2" (12,7)
	9	0.148	3,75	0.954	24,2	0.935 ÷ 1.044	23,7 ÷ 26,5	MG-862	MR-23-A	MM-15	
	10	0.134	3,40	0.982	24,9	0.962 ÷ 1.071	24,4 ÷ 27,2	MG-864	MR-24-A		
	11	0.120	3,04	1.010	25,6	0.990 ÷ 1.099	25,2 ÷ 27,9	MG-868	MR-26-A	MM-16	
	12	0.109	2,76	1.032	26,2	1.013 ÷ 1.122	25,7 ÷ 28,5	MG-870	MR-27-A		
	13	0.095	2,41	1.060	26,9	1.041 ÷ 1.150	26,4 ÷ 29,2	MG-872	MR-28-A	MM-17	
	14	0.083	2,10	1.084	27,5	1.060 ÷ 1.169	26,9 ÷ 29,6	MG-874	MR-29-A		
	15	0.072	1,82	1.106	28,0	1.087 ÷ 1.196	27,6 ÷ 30,3	MG-876	MR-30-A	MM-17	
	16	0.065	1,65	1.120	28,4	1.115 ÷ 1.224	28,3 ÷ 31,0	MG-880	MR-30-A	MM-18	
1.3/8" (34,9)	8	0.165	4,19	1.045	26,5	1.026 ÷ 1.135	26,0 ÷ 28,8	MG-878	MR-31-A		1/2" (12,7)
	9	0.148	3,75	1.079	27,4	1.060 ÷ 1.169	26,9 ÷ 29,6	MG-874	MR-29-A	MM-17	
	10	0.134	3,40	1.107	28,1	1.087 ÷ 1.196	27,6 ÷ 30,3	MG-876	MR-30-A		
	11	0.120	3,04	1.135	28,8	1.115 ÷ 1.224	28,3 ÷ 31,0	MG-880	MR-30-A	MM-18	
	12	0.109	2,76	1.157	29,3	1.133 ÷ 1.242	28,7 ÷ 31,5	MG-882	MR-32-A		
	13	0.095	2,41	1.185	30,1	1.160 ÷ 1.275	29,4 ÷ 32,3	MG-884	MR-33-A	MM-19	
	14	0.083	2,10	1.209	30,7	1.179 ÷ 1.294	29,9 ÷ 32,8	MG-886	MR-34-A	MM-20	
	15	0.072	1,82	1.231	31,2	1.206 ÷ 1.321	30,6 ÷ 33,5	MG-888	MR-35-A		
1.1/2" (38,1)	8	0.165	4,19	1.170	29,7	1.145 ÷ 1.260	29,0 ÷ 32,0	MG-890	MR-34-A	MM-19	1/2" (12,7)
	9	0.148	3,75	1.204	30,5	1.177 ÷ 1.294	29,9 ÷ 32,8	MG-886	MR-34-A		
	10	0.134	3,40	1.232	31,2	1.206 ÷ 1.321	30,6 ÷ 33,5	MG-888	MR-35-A	MM-20	
	11	0.120	3,04	1.260	32,0	1.235 ÷ 1.350	31,3 ÷ 34,2	MG-892	MR-36-A		
	12	0.109	2,76	1.282	32,5	1.257 ÷ 1.372	31,9 ÷ 34,8	MG-894	MR-37-A		
	13	0.095	2,41	1.310	33,2	1.285 ÷ 1.400	32,6 ÷ 35,5	MG-896	MR-37-A	MM-21	
	14	0.083	2,10	1.334	33,8	1.331 ÷ 1.446	33,8 ÷ 36,7	MG-898	MR-38-A		
	15	0.072	1,82	1.356	34,4						
	16	0.065	1,65	1.370	34,8						
	17	0.058	1,47	1.384	35,1						
	18	0.049	1,24	1.402	35,6	1.331 ÷ 1.472	33,8 ÷ 37,3	MG-800	MR-38-A	MM-22	

MG/1200

Tube expansion
with adjustable reach
for thick tube sheets


With 1.1/2" short rolls



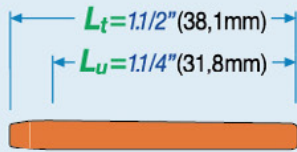
$TST_{min} = 1/2'' (12,7\text{ mm})$



$TST_{max} = 5'' (127,0\text{ mm})$



With 1.1/2"
short rolls



MG/1200



Tube dimensions						Expansion range		Tube expander	Rolls	Mandrel	∅ inches
OD inches mm	B.W.G.	WT		ID		inches	mm	Code	Code	Code	
		inches	mm	inches	mm						
1/2" (12,7)	14	0.083	2,10	0.334	8,4	0.324 ÷ 0.374	8,2 ÷ 9,5	MG-1197	MR-797	MM-1197	3/8" (9,5)
	15	0.072	1,82	0.356	9,0	0.348 ÷ 0.398	8,8 ÷ 10,1	MG-1199	MR-1	MM-1199	
	16	0.065	1,65	0.370	9,4	0.360 ÷ 0.410	9,1 ÷ 10,4	MG-1201	MR-1	MM-51	
	17	0.058	1,47	0.384	9,7	0.374 ÷ 0.424	9,5 ÷ 10,7	MG-1203	MR-2	MM-52	
	18	0.049	1,24	0.402	10,2	0.392 ÷ 0.447	9,9 ÷ 11,3	MG-1205	MR-3	MM-52	
	20	0.035	0,88	0.430	10,9	0.420 ÷ 0.480	10,7 ÷ 12,1	MG-1207	MR-4	MM-53	
5/8" (15,8)	12	0.109	2,76	0.407	10,3	0.392 ÷ 0.447	9,9 ÷ 11,3	MG-1205	MR-3	MM-52	3/8" (9,5)
	13	0.095	2,41	0.435	11,0	0.425 ÷ 0.480	10,8 ÷ 12,1	MG-1207	MR-4	MM-53	
	14	0.083	2,10	0.459	11,6	0.449 ÷ 0.509	11,4 ÷ 12,9	MG-1209	MR-4	MM-54	
	15	0.072	1,82	0.481	12,2	0.471 ÷ 0.536	11,9 ÷ 13,6	MG-1211	MR-5	MM-55	
	16	0.065	1,65	0.495	12,5	0.485 ÷ 0.550	12,3 ÷ 13,9	MG-1213	MR-6	MM-55	
	17	0.058	1,47	0.509	12,9	0.499 ÷ 0.564	12,6 ÷ 14,3	MG-1215	MR-6	MM-56	
	18	0.049	1,24	0.527	13,3	0.517 ÷ 0.572	13,1 ÷ 14,5	MG-1217	MR-7	MM-57	
	19	0.042	1,06	0.541	13,7	0.522 ÷ 0.582	13,2 ÷ 14,5	MG-1219	MR-7	MM-56	
	20	0.035	0,88	0.555	14,1						
	21	0.032	0,81	0.561	14,2	0.536 ÷ 0.596	13,6 ÷ 15,1	MG-1219-SP	MR-7	MM-58	
3/4" (19,0)	10	0.134	3,40	0.482	12,2	0.471 ÷ 0.536	11,9 ÷ 13,6	MG-1211	MR-5	MM-55	3/8" (9,5)
	11	0.120	3,04	0.510	12,9	0.499 ÷ 0.564	12,6 ÷ 14,3	MG-1215	MR-6	MM-56	
	12	0.109	2,76	0.532	13,5	0.422 ÷ 0.582	13,2 ÷ 14,7	MG-1219	MR-7	MM-56	
	13	0.095	2,41	0.560	14,2	0.550 ÷ 0.615	13,9 ÷ 15,6	MG-1221	MR-8		
	14	0.083	2,10	0.584	14,8	0.574 ÷ 0.639	14,5 ÷ 16,2	MG-1223	MR-9	MM-58	
	15	0.072	1,82	0.606	15,3	0.596 ÷ 0.661	15,1 ÷ 16,7	MG-1225	MR-10		
	16	0.065	1,65	0.620	15,7	0.605 ÷ 0.685	15,3 ÷ 17,4	MG-1227	MR-10		
	17	0.058	1,47	0.634	16,1						
	18	0.049	1,24	0.652	16,5	0.619 ÷ 0.699	15,7 ÷ 17,7	MG-1229	MR-11		
	19	0.042	1,06	0.666	16,9					MM-59	
	20	0.035	0,88	0.680	17,2						
	21	0.032	0,81	0.686	17,4	0.642 ÷ 0.722	16,3 ÷ 18,3	MG-1231	MR-12		
22	0.028	0,71	0.694	17,6							

MG/1200

With 1.1/2" short rolls



Tube dimensions						Expansion range		Tube expander	Rolls	Mandrel	∅ inches
OD inches mm	B.W.G.	WT inches mm	ID inches mm	inches	mm	Code	Code	Code			
7/8" (22,2)	10	0.134	3,40	0.607	15,4	0.596 ÷ 0.661	15,1 ÷ 16,7	MG-1225	MR-10	MM-58	3/8" (9,5)
	11	0.120	3,04	0.635	16,1	0.619 ÷ 0.699	15,7 ÷ 17,7	MG-1229	MR-11	MM-59	
	12	0.109	2,76	0.657	16,6	0.642 ÷ 0.722	16,3 ÷ 18,3	MG-1231	MR-12	MM-60	
	13	0.095	2,41	0.685	17,4	0.670 ÷ 0.750	17,0 ÷ 19,0	MG-1233	MR-13	MM-61	
	14	0.083	2,10	0.709	18,0	0.685 ÷ 0.774	17,4 ÷ 19,6	MG-1235	MR-14	MM-61	
	15	0.072	1,82	0.731	18,5	0.712 ÷ 0.801	18,0 ÷ 20,3	MG-1237	MR-15	MM-62	
	16	0.065	1,65	0.745	18,9	0.726 ÷ 0.815	18,4 ÷ 20,7	MG-1239	MR-15	MM-62	
	17	0.058	1,47	0.759	19,2	0.740 ÷ 0.829	18,8 ÷ 21,0	MG-1243	MR-16	MM-62	
	18	0.049	1,24	0.777	19,7						
1" (25,4)	8	0.165	4,19	0.670	17,0	0.665 ÷ 0.735	16,8 ÷ 18,6	MG-1241	MR-13	MM-59	3/8" (9,5)
	9	0.148	3,75	0.704	17,8	0.685 ÷ 0.774	17,4 ÷ 19,6	MG-1235	MR-14	MM-61	
	10	0.134	3,40	0.732	18,5	0.712 ÷ 0.801	18,0 ÷ 20,3	MG-1237	MR-15	MM-61	
	11	0.120	3,04	0.760	19,3	0.740 ÷ 0.829	18,8 ÷ 21,0	MG-1243	MR-16	MM-62	
	12	0.109	2,76	0.782	19,8	0.763 ÷ 0.852	19,3 ÷ 21,6	MG-1245	MR-17	MM-62	
	13	0.095	2,41	0.810	20,5	0.791 ÷ 0.880	20,0 ÷ 22,3	MG-1247	MR-18	MM-63	
	14	0.083	2,10	0.834	21,1	0.810 ÷ 0.909	20,5 ÷ 23,0	MG-1249	MR-18	MM-63	
	15	0.072	1,82	0.856	21,7	0.837 ÷ 0.936	21,2 ÷ 23,7	MG-1251	MR-19	MM-63	
	16	0.065	1,65	0.870	22,1						
	17	0.058	1,47	0.884	22,4						
	18	0.049	1,24	0.902	22,9	0.865 ÷ 0.964	21,9 ÷ 24,4	MG-1255	MR-21	MM-63	
	19	0.042	1,06	0.916	23,2						
20	0.035	0,88	0.930	23,6							
1.1/8" (28,5)	8	0.165	4,19	0.795	20,1	0.776 ÷ 0.875	19,7 ÷ 22,2	MG-1253	MR-20	MM-63	3/8" (9,5)
	9	0.148	3,75	0.829	21,0	0.810 ÷ 0.909	20,5 ÷ 23,0	MG-1249	MR-18	MM-63	
	10	0.134	3,40	0.857	21,7	0.837 ÷ 0.936	21,2 ÷ 23,7	MG-1251	MR-19	MM-63	
	11	0.120	3,04	0.885	22,4	0.865 ÷ 0.964	21,9 ÷ 24,4	MG-1255	MR-21	MM-64	
	12	0.109	2,76	0.907	23,0	0.883 ÷ 0.982	22,4 ÷ 24,9	MG-1257	MR-21	MM-64	
	13	0.095	2,41	0.935	23,7	0.916 ÷ 1.015	23,2 ÷ 25,7	MG-1259	MR-22	MM-65	
	14	0.083	2,10	0.959	24,3	0.935 ÷ 1.044	23,7 ÷ 26,4	MG-1261	MR-23	MM-65	
	15	0.072	1,82	0.981	24,9	0.962 ÷ 1.071	24,4 ÷ 27,2	MG-1263	MR-24	MM-65	
	16	0.065	1,65	0.995	25,2						
	17	0.058	1,47	1.009	25,6	0.990 ÷ 1.099	25,1 ÷ 27,9	MG-1267	MR-26	MM-66	
18	0.049	1,24	1.027	26,0							

With 1.1/2"
short rolls



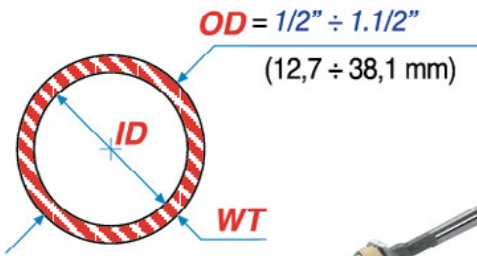
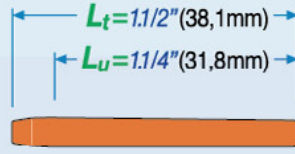
MG/1200

Tube dimensions						Expansion range		Tube expander	Rolls	Mandrel	∅ inches
OD inches mm	B.W.G.	WT		ID		inches	mm	Code	Code	Code	
		inches	mm	inches	mm						
1.1/4" (31,8)	8	0.165	4,19	0.920	23,3	0.901 ÷ 1.010	22,8 ÷ 25,6	MG-1265	MR-25		1/2" (12,7)
	9	0.148	3,75	0.954	24,2	0.935 ÷ 1.044	23,7 ÷ 26,5	MG-1261	MR-23	MM-65	
	10	0.134	3,40	0.982	24,9	0.962 ÷ 1.071	24,4 ÷ 27,2	MG-1263	MR-24		
	11	0.120	3,04	1.010	25,6	0.990 ÷ 1.099	25,1 ÷ 27,9	MG-1267	MR-26	MM-66	
	12	0.109	2,76	1.032	26,2	1.013 ÷ 1.122	25,7 ÷ 28,5	MG-1269	MR-27		
	13	0.095	2,41	1.060	26,9	1.041 ÷ 1.150	26,4 ÷ 29,2	MG-1271	MR-28	MM-67	
	14	0.083	2,10	1.084	27,5	1.060 ÷ 1.169	26,9 ÷ 29,6	MG-1273	MR-29		
	15	0.072	1,82	1.106	28,0	1.087 ÷ 1.196	27,6 ÷ 30,3	MG-1275	MR-30	MM-67	
	16	0.065	1,65	1.120	28,4	1.115 ÷ 1.224	28,3 ÷ 31,0	MG-1279	MR-30	MM-68	
1.3/8" (34,9)	8	0.165	4,19	1.045	26,5	1.026 ÷ 1.135	26,0 ÷ 28,8	MG-1277	MR-31		1/2" (12,7)
	9	0.148	3,75	1.079	27,4	1.060 ÷ 1.169	26,9 ÷ 29,6	MG-1273	MR-29	MM-67	
	10	0.134	3,40	1.107	28,1	1.087 ÷ 1.196	27,6 ÷ 30,3	MG-1275	MR-30		
	11	0.120	3,04	1.135	28,8	1.115 ÷ 1.224	28,3 ÷ 31,0	MG-1279	MR-30	MM-68	
	12	0.109	2,76	1.157	29,3	1.133 ÷ 1.242	28,7 ÷ 31,5	MG-1281	MR-32		
	13	0.095	2,41	1.185	30,1	1.160 ÷ 1.275	29,4 ÷ 32,3	MG-1283	MR-33	MM-69	
	14	0.083	2,10	1.209	30,7	1.179 ÷ 1.294	29,9 ÷ 32,8	MG-1285	MR-34		
	15	0.072	1,82	1.231	31,2	1.206 ÷ 1.321	30,6 ÷ 33,5	MG-1287	MR-35	MM-70	
1.1/2" (38,1)	8	0.165	4,19	1.170	29,7	1.145 ÷ 1.260	29,0 ÷ 32,0	MG-1289	MR-34	MM-69	1/2" (12,7)
	9	0.148	3,75	1.204	30,5	1.179 ÷ 1.294	29,9 ÷ 32,8	MG-1285	MR-34		
	10	0.134	3,40	1.232	31,2	1.206 ÷ 1.321	30,6 ÷ 35,5	MG-1287	MR-35	MM-70	
	11	0.120	3,04	1.260	32,0	1.235 ÷ 1.350	31,3 ÷ 34,2	MG-1291	MR-36		
	12	0.109	2,76	1.282	32,5	1.257 ÷ 1.372	31,9 ÷ 34,8	MG-1293	MR-37		
	13	0.095	2,41	1.310	33,2	1.285 ÷ 1.400	32,6 ÷ 35,5	MG-1295	MR-37	MM-71	
	14	0.083	2,11	1.334	33,9	1.331 ÷ 1.446	33,8 ÷ 36,7	MG-1297	MR-38		
	15	0.072	1,82	1.356	34,4						
	16	0.065	1,65	1.370	34,8						
	17	0.058	1,47	1.384	35,1						
	18	0.049	1,24	1.402	35,6	1.331 ÷ 1.472	33,8 ÷ 37,3	MG-1299	MR-38	MM-72	
19	0.042	1,06	1.416	35,9							
20	0.035	0,88	1.430	36,3							

MG/1200-B

Tube expansion
with adjustable reach
for thick tube sheets

With 1.1/2"
short rolls



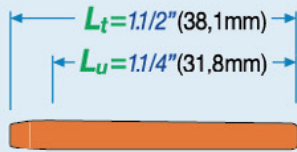
$TST_{min} = 1/2'' (12,7 \text{ mm})$



$TST_{max} = 9'' (228,6 \text{ mm})$



With 1.1/2" short rolls



MG/1200-B



Tube dimensions						Expansion range		Tube expander	Rolls	Mandrel	∅ inches
OD inches mm	B.W.G.	WT		ID		inches	mm	Code	Code	Code	
		inches	mm	inches	mm						
1/2" (12,7)	14	0.083	2,10	0.334	8,4	0.324 ÷ 0.374	8,2 ÷ 9,5	MG-1197-B	MR-797	MM-1197-B	3/8" (9,5)
	15	0.072	1,82	0.356	9,0	0.348 ÷ 0.398	8,8 ÷ 10,1	MG-1199-B	MR-1	MM-1199-B	
	16	0.065	1,65	0.370	9,4	0.360 ÷ 0.410	9,1 ÷ 10,4	MG-1201-B	MR-1	MM-51-B	
	17	0.058	1,47	0.384	9,7	0.374 ÷ 0.424	9,5 ÷ 10,7	MG-1203-B	MR-2	MM-52-B	
	18	0.049	1,24	0.402	10,2	0.392 ÷ 0.447	9,9 ÷ 11,3	MG-1205-B	MR-3	MM-52-B	
	20	0.035	0,88	0.430	10,9	0.420 ÷ 0.480	10,7 ÷ 12,1	MG-1207-B	MR-4	MM-53-B	
5/8" (15,8)	12	0.109	2,76	0.407	10,3	0.392 ÷ 0.447	9,9 ÷ 11,3	MG-1205-B	MR-3	MM-52-B	3/8" (9,5)
	13	0.095	2,41	0.435	11,0	0.425 ÷ 0.480	10,8 ÷ 12,1	MG-1207-B	MR-4	MM-53-B	
	14	0.083	2,10	0.459	11,6	0.449 ÷ 0.509	11,4 ÷ 12,9	MG-1209-B	MR-4	MM-54-B	
	15	0.072	1,82	0.481	12,2	0.471 ÷ 0.536	11,9 ÷ 13,6	MG-1211-B	MR-5	MM-55-B	
	16	0.065	1,65	0.495	12,5	0.485 ÷ 0.550	12,3 ÷ 13,9	MG-1213-B	MR-6	MM-55-B	
	17	0.058	1,47	0.509	12,9	0.499 ÷ 0.564	12,6 ÷ 14,3	MG-1215-B	MR-6	MM-56-B	
	18	0.049	1,24	0.527	13,3	0.517 ÷ 0.572	13,1 ÷ 14,5	MG-1217-B	MR-7	MM-57-B	
	19	0.042	1,06	0.541	13,7	0.522 ÷ 0.582	13,2 ÷ 14,5	MG-1219-B	MR-7	MM-56-B	
	20	0.035	0,88	0.555	14,1						
	21	0.032	0,81	0.561	14,2	0.536 ÷ 0.596	13,6 ÷ 15,1	MG-1219-SP-B	MR-7	MM-58-B	
3/4" (19,0)	10	0.134	3,40	0.482	12,2	0.471 ÷ 0.536	11,9 ÷ 13,6	MG-1211-B	MR-5	MM-55-B	3/8" (9,5)
	11	0.120	3,04	0.510	12,9	0.499 ÷ 0.564	12,6 ÷ 14,3	MG-1215-B	MR-6	MM-56-B	
	12	0.109	2,76	0.532	13,5	0.422 ÷ 0.582	13,2 ÷ 14,7	MG-1219-B	MR-7	MM-56-B	
	13	0.095	2,41	0.560	14,2	0.550 ÷ 0.615	13,9 ÷ 15,6	MG-1221-B	MR-8		
	14	0.083	2,10	0.584	14,8	0.574 ÷ 0.639	14,5 ÷ 16,2	MG-1223-B	MR-9	MM-58-B	
	15	0.072	1,82	0.606	15,3	0.596 ÷ 0.661	15,1 ÷ 16,7	MG-1225-B	MR-10		
	16	0.065	1,65	0.620	15,7	0.605 ÷ 0.685	15,3 ÷ 17,4	MG-1227-B	MR-10		
	17	0.058	1,47	0.634	16,1						
	18	0.049	1,24	0.652	16,5	0.619 ÷ 0.699	15,7 ÷ 17,7	MG-1229-B	MR-11		
	19	0.042	1,06	0.666	16,9					MM-59-B	
	20	0.035	0,88	0.680	17,2	0.642 ÷ 0.722	16,3 ÷ 18,3	MG-1231-B	MR-12		
	21	0.032	0,81	0.686	17,4						
22	0.028	0,71	0.694	17,6							

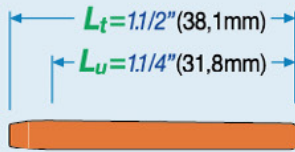
MG/1200-B

With 1.1/2" short rolls



Tube dimensions						Expansion range		Tube expander	Rolls	Mandrel	∅ inches
OD inches mm	B.W.G.	WT inches mm	ID inches mm	inches	mm	Code	Code	Code			
7/8" (22,2)	10	0.134	3,40	0.607	15,4	0.596 ÷ 0.661	15,1 ÷ 16,7	MG-1225-B	MR-10	MM-58-B	3/8" (9,5)
	11	0.120	3,04	0.635	16,1	0.619 ÷ 0.699	15,7 ÷ 17,7	MG-1229-B	MR-11	MM-59-B	
	12	0.109	2,76	0.657	16,6	0.642 ÷ 0.722	16,3 ÷ 18,3	MG-1231-B	MR-12	MM-60-B	
	13	0.095	2,41	0.685	17,4	0.670 ÷ 0.750	17,0 ÷ 19,0	MG-1233-B	MR-13	MM-61-B	
	14	0.083	2,10	0.709	18,0	0.685 ÷ 0.774	17,4 ÷ 19,6	MG-1235-B	MR-14	MM-62-B	
	15	0.072	1,82	0.731	18,5	0.712 ÷ 0.801	18,0 ÷ 20,3	MG-1237-B	MR-15	MM-63-B	
	16	0.065	1,65	0.745	18,9	0.726 ÷ 0.815	18,4 ÷ 20,7	MG-1239-B	MR-16	MM-64-B	
	17	0.058	1,47	0.759	19,2	0.740 ÷ 0.829	18,8 ÷ 21,0	MG-1243-B	MR-17	MM-65-B	
	18	0.049	1,24	0.777	19,7						
1" (25,4)	8	0.165	4,19	0.670	17,0	0.665 ÷ 0.735	16,8 ÷ 18,6	MG-1241-B	MR-13	MM-59-B	3/8" (9,5)
	9	0.148	3,75	0.704	17,8	0.685 ÷ 0.774	17,4 ÷ 19,6	MG-1235-B	MR-14	MM-61-B	
	10	0.134	3,40	0.732	18,5	0.712 ÷ 0.801	18,0 ÷ 20,3	MG-1237-B	MR-15	MM-62-B	
	11	0.120	3,04	0.760	19,3	0.740 ÷ 0.829	18,8 ÷ 21,0	MG-1243-B	MR-16	MM-63-B	
	12	0.109	2,76	0.782	19,8	0.763 ÷ 0.852	19,3 ÷ 21,6	MG-1245-B	MR-17	MM-64-B	
	13	0.095	2,41	0.810	20,5	0.791 ÷ 0.880	20,0 ÷ 22,3	MG-1247-B	MR-18	MM-65-B	
	14	0.083	2,10	0.834	21,1	0.810 ÷ 0.909	20,5 ÷ 23,0	MG-1249-B	MR-18	MM-66-B	
	15	0.072	1,82	0.856	21,7	0.837 ÷ 0.936	21,2 ÷ 23,7	MG-1251-B	MR-19	MM-67-B	
	16	0.065	1,65	0.870	22,1						
	17	0.058	1,47	0.884	22,4						
	18	0.049	1,24	0.902	22,9	0.865 ÷ 0.964	21,9 ÷ 24,4	MG-1255-B	MR-21	MM-68-B	
	19	0.042	1,06	0.916	23,2						
20	0.035	0,88	0.930	23,6							
1.1/8" (28,5)	8	0.165	4,19	0.795	20,1	0.776 ÷ 0.875	19,7 ÷ 22,2	MG-1253-B	MR-20	MM-69-B	3/8" (9,5)
	9	0.148	3,75	0.829	21,0	0.810 ÷ 0.909	20,5 ÷ 23,0	MG-1249-B	MR-18	MM-70-B	
	10	0.134	3,40	0.857	21,7	0.837 ÷ 0.936	21,2 ÷ 23,7	MG-1251-B	MR-19	MM-71-B	
	11	0.120	3,04	0.885	22,4	0.865 ÷ 0.964	21,9 ÷ 24,4	MG-1255-B	MR-21	MM-72-B	
	12	0.109	2,76	0.907	23,0	0.883 ÷ 0.982	22,4 ÷ 24,9	MG-1257-B	MR-21	MM-73-B	
	13	0.095	2,41	0.935	23,7	0.916 ÷ 1.015	23,2 ÷ 25,7	MG-1259-B	MR-22	MM-74-B	
	14	0.083	2,10	0.959	24,3	0.935 ÷ 1.044	23,7 ÷ 26,4	MG-1261-B	MR-23	MM-75-B	
	15	0.072	1,82	0.981	24,9	0.962 ÷ 1.071	24,4 ÷ 27,2	MG-1263-B	MR-24	MM-76-B	
	16	0.065	1,65	0.995	25,2						
	17	0.058	1,47	1.009	25,6	0.990 ÷ 1.099	25,1 ÷ 27,9	MG-1267-B	MR-26	MM-77-B	
18	0.049	1,24	1.027	26,0							

With 1.1/2"
short rolls



MG/1200-B

Tube dimensions						Expansion range		Tube expander	Rolls	Mandrel	∅ inches
OD inches mm	B.W.G.	WT		ID		inches	mm	Code	Code	Code	
		inches	mm	inches	mm						
1.1/4" (31,8)	8	0.165	4,19	0.920	23,3	0.901 ÷ 1.010	22,8 ÷ 25,6	MG-1265-B	MR-25		1/2" (12,7)
	9	0.148	3,75	0.954	24,2	0.935 ÷ 1.044	23,7 ÷ 26,5	MG-1261-B	MR-23	MM-65-B	
	10	0.134	3,40	0.982	24,9	0.962 ÷ 1.071	24,4 ÷ 27,2	MG-1263-B	MR-24		
	11	0.120	3,04	1.010	25,6	0.990 ÷ 1.099	25,1 ÷ 27,9	MG-1267-B	MR-26	MM-66-B	
	12	0.109	2,76	1.032	26,2	1.013 ÷ 1.122	25,7 ÷ 28,5	MG-1269-B	MR-27		
	13	0.095	2,41	1.060	26,9	1.041 ÷ 1.150	26,4 ÷ 29,2	MG-1271-B	MR-28	MM-67-B	
	14	0.083	2,10	1.084	27,5	1.060 ÷ 1.169	26,9 ÷ 29,6	MG-1273-B	MR-29		
	15	0.072	1,82	1.106	28,0	1.087 ÷ 1.196	27,6 ÷ 30,3	MG-1275-B	MR-30	MM-67-B	
	16	0.065	1,65	1.120	28,4	1.115 ÷ 1.224	28,3 ÷ 31,0	MG-1279-B	MR-30	MM-68-B	
	17	0.058	1,47	1.134	28,8						
1.3/8" (34,9)	8	0.165	4,19	1.045	26,5	1.026 ÷ 1.135	26,0 ÷ 28,8	MG-1277-B	MR-31		1/2" (12,7)
	9	0.148	3,75	1.079	27,4	1.060 ÷ 1.169	26,9 ÷ 29,6	MG-1273-B	MR-29	MM-67-B	
	10	0.134	3,40	1.107	28,1	1.087 ÷ 1.196	27,6 ÷ 30,3	MG-1275-B	MR-30		
	11	0.120	3,04	1.135	28,8	1.115 ÷ 1.224	28,3 ÷ 31,0	MG-1279-B	MR-30	MM-68-B	
	12	0.109	2,76	1.157	29,3	1.133 ÷ 1.242	28,7 ÷ 31,5	MG-1281-B	MR-32		
	13	0.095	2,41	1.185	30,1	1.160 ÷ 1.275	29,4 ÷ 32,3	MG-1283-B	MR-33	MM-69-B	
	14	0.083	2,10	1.209	30,7	1.179 ÷ 1.294	29,9 ÷ 32,8	MG-1285-B	MR-34		
	15	0.072	1,82	1.231	31,2	1.206 ÷ 1.321	30,6 ÷ 33,5	MG-1287-B	MR-35	MM-70-B	
1.1/2" (38,1)	8	0.165	4,19	1.170	29,7	1.145 ÷ 1.260	29,0 ÷ 32,0	MG-1289-B	MR-34	MM-69-B	1/2" (12,7)
	9	0.148	3,75	1.204	30,5	1.179 ÷ 1.294	29,9 ÷ 32,8	MG-1285-B	MR-34		
	10	0.134	3,40	1.232	31,2	1.206 ÷ 1.321	30,6 ÷ 35,5	MG-1287-B	MR-35	MM-70-B	
	11	0.120	3,04	1.260	32,0	1.235 ÷ 1.350	31,3 ÷ 34,2	MG-1291-B	MR-36		
	12	0.109	2,76	1.282	32,5	1.257 ÷ 1.372	31,9 ÷ 34,8	MG-1293-B	MR-37		
	13	0.095	2,41	1.310	33,2	1.285 ÷ 1.400	32,6 ÷ 35,5	MG-1295-B	MR-37		
	14	0.083	2,11	1.334	33,9	1.331 ÷ 1.446	33,8 ÷ 36,7	MG-1297-B	MR-38	MM-71-B	
	15	0.072	1,82	1.356	34,4						
	16	0.065	1,65	1.370	34,8						
	17	0.058	1,47	1.384	35,1						
	18	0.049	1,24	1.402	35,6	1.331 ÷ 1.472	33,8 ÷ 37,3	MG-1299-B	MR-38	MM-72-B	
	19	0.042	1,06	1.416	35,9						
20	0.035	0,88	1.430	36,3							

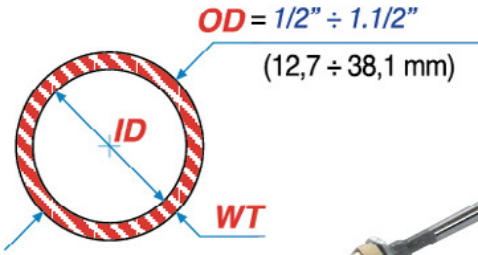
MG/1200-C

With 1.1/2" short rolls



For air cooling
plant production


Tube expansion
with adjustable reach
for thick tube sheets



$TST_{min} = 1/2'' (12,7 \text{ mm})$



$TST_{max} = 1'' (279,4 \text{ mm})$



With 1.1/2" short rolls



MG/1200-C



Tube dimensions						Expansion range		Tube expander	Rolls	Mandrel	∅ inches
OD inches mm	B.W.G.	WT		ID		inches	mm	Code	Code	Code	
		inches	mm	inches	mm						
1/2" (12,7)	14	0.083	2,10	0.334	8,4	0.324 ÷ 0.374	8,2 ÷ 9,5	MG-1197-C	MR-797	MM-1197-C	3/8" (9,5)
	15	0.072	1,82	0.356	9,0	0.348 ÷ 0.398	8,8 ÷ 10,1	MG-1199-C	MR-1	MM-1199-C	
	16	0.065	1,65	0.370	9,4	0.360 ÷ 0.410	9,1 ÷ 10,4	MG-1201-C	MR-1	MM-51-C	
	17	0.058	1,47	0.384	9,7	0.374 ÷ 0.424	9,5 ÷ 10,7	MG-1203-C	MR-2	MM-52-C	
	18	0.049	1,24	0.402	10,2	0.392 ÷ 0.447	9,9 ÷ 11,3	MG-1205-C	MR-3	MM-52-C	
	20	0.035	0,88	0.430	10,9	0.420 ÷ 0.480	10,7 ÷ 12,1	MG-1207-C	MR-4	MM-53-C	
5/8" (15,8)	12	0.109	2,76	0.407	10,3	0.392 ÷ 0.447	9,9 ÷ 11,3	MG-1205-C	MR-3	MM-52-C	3/8" (9,5)
	13	0.095	2,41	0.435	11,0	0.425 ÷ 0.480	10,8 ÷ 12,1	MG-1207-C	MR-4	MM-53-C	
	14	0.083	2,10	0.459	11,6	0.449 ÷ 0.509	11,4 ÷ 12,9	MG-1209-C	MR-4	MM-54-C	
	15	0.072	1,82	0.481	12,2	0.471 ÷ 0.536	11,9 ÷ 13,6	MG-1211-C	MR-5	MM-55-C	
	16	0.065	1,65	0.495	12,5	0.485 ÷ 0.550	12,3 ÷ 13,9	MG-1213-C	MR-6	MM-55-C	
	17	0.058	1,47	0.509	12,9	0.499 ÷ 0.564	12,6 ÷ 14,3	MG-1215-C	MR-6	MM-56-C	
	18	0.049	1,24	0.527	13,3	0.517 ÷ 0.572	13,1 ÷ 14,5	MG-1217-C	MR-7	MM-57-C	
	19	0.042	1,06	0.541	13,7	0.522 ÷ 0.582	13,2 ÷ 14,5	MG-1219-C	MR-7	MM-56-C	
	20	0.035	0,88	0.555	14,1						
	21	0.032	0,81	0.561	14,2	0.536 ÷ 0.596	13,6 ÷ 15,1	MG-1219-SP-C	MR-7	MM-58-C	
3/4" (19,0)	10	0.134	3,40	0.482	12,2	0.471 ÷ 0.536	11,9 ÷ 13,6	MG-1211-C	MR-5	MM-55-C	3/8" (9,5)
	11	0.120	3,04	0.510	12,9	0.499 ÷ 0.564	12,6 ÷ 14,3	MG-1215-C	MR-6	MM-56-C	
	12	0.109	2,76	0.532	13,5	0.422 ÷ 0.582	13,2 ÷ 14,7	MG-1219-C	MR-7	MM-56-C	
	13	0.095	2,41	0.560	14,2	0.550 ÷ 0.615	13,9 ÷ 15,6	MG-1221-C	MR-8		
	14	0.083	2,10	0.584	14,8	0.574 ÷ 0.639	14,5 ÷ 16,2	MG-1223-C	MR-9	MM-58-C	
	15	0.072	1,82	0.606	15,3	0.596 ÷ 0.661	15,1 ÷ 16,7	MG-1225-C	MR-10		
	16	0.065	1,65	0.620	15,7	0.605 ÷ 0.685	15,3 ÷ 17,4	MG-1227-C	MR-10		
	17	0.058	1,47	0.634	16,1						
	18	0.049	1,24	0.652	16,5	0.619 ÷ 0.699	15,7 ÷ 17,7	MG-1229-C	MR-11		
	19	0.042	1,06	0.666	16,9					MM-59-C	
	20	0.035	0,88	0.680	17,2						
	21	0.032	0,81	0.686	17,4	0.642 ÷ 0.722	16,3 ÷ 18,3	MG-1231-C	MR-12		
22	0.028	0,71	0.694	17,6							

MG/1200-C

With 1.1/2" short rolls



Tube dimensions						Expansion range		Tube expander	Rolls	Mandrel		
OD Inches mm	B.W.G.	WT		ID		Expansion range		Code	Code	Code	∅ inches	
		inches	mm	inches	mm	inches	mm					
7/8" (22,2)	10	0.134	3,40	0.607	15,4	0.596 ÷ 0.661	15,1 ÷ 16,7	MG-1225-C	MR-10	MM-58-C	3/8" (9,5)	
	11	0.120	3,04	0.635	16,1	0.619 ÷ 0.699	15,7 ÷ 17,7	MG-1229-C	MR-11	MM-59-C		
	12	0.109	2,76	0.657	16,6	0.642 ÷ 0.722	16,3 ÷ 18,3	MG-1231-C	MR-12	MM-60-C		
	13	0.095	2,41	0.685	17,4	0.670 ÷ 0.750	17,0 ÷ 19,0	MG-1233-C	MR-13	MM-61-C		
	14	0.083	2,10	0.709	18,0	0.685 ÷ 0.774	17,4 ÷ 19,6	MG-1235-C	MR-14	MM-62-C		
	15	0.072	1,82	0.731	18,5	0.712 ÷ 0.801	18,0 ÷ 20,3	MG-1237-C	MR-15	MM-63-C		
	16	0.065	1,65	0.745	18,9	0.726 ÷ 0.815	18,4 ÷ 20,7	MG-1239-C	MR-16	MM-64-C		
	17	0.058	1,47	0.759	19,2	0.740 ÷ 0.829	18,8 ÷ 21,0	MG-1243-C	MR-17	MM-65-C		
	18	0.049	1,24	0.777	19,7							
1" (25,4)	8	0.165	4,19	0.670	17,0	0.665 ÷ 0.735	16,8 ÷ 18,6	MG-1241-C	MR-13	MM-59-C	3/8" (9,5)	
	9	0.148	3,75	0.704	17,8	0.685 ÷ 0.774	17,4 ÷ 19,6	MG-1235-C	MR-14	MM-61-C		
	10	0.134	3,40	0.732	18,5	0.712 ÷ 0.801	18,0 ÷ 20,3	MG-1237-C	MR-15	MM-62-C		
	11	0.120	3,04	0.760	19,3	0.740 ÷ 0.829	18,8 ÷ 21,0	MG-1243-C	MR-16	MM-63-C		
	12	0.109	2,76	0.782	19,8	0.763 ÷ 0.852	19,3 ÷ 21,6	MG-1245-C	MR-17	MM-64-C		
	13	0.095	2,41	0.810	20,5	0.791 ÷ 0.880	20,0 ÷ 22,3	MG-1247-C	MR-18	MM-65-C		
	14	0.083	2,10	0.834	21,1	0.810 ÷ 0.909	20,5 ÷ 23,0	MG-1249-C	MR-19	MM-66-C		
	15	0.072	1,82	0.856	21,7	0.837 ÷ 0.936	21,2 ÷ 23,7	MG-1251-C	MR-20	MM-67-C		
	16	0.065	1,65	0.870	22,1							
	17	0.058	1,47	0.884	22,4							
	18	0.049	1,24	0.902	22,9	0.865 ÷ 0.964	21,9 ÷ 24,4	MG-1255-C	MR-21	MM-68-C		
	19	0.042	1,06	0.916	23,2							
20	0.035	0,88	0.930	23,6								
1.1/8" (28,5)	8	0.165	4,19	0.795	20,1	0.776 ÷ 0.875	19,7 ÷ 22,2	MG-1253-C	MR-20	MM-69-C	3/8" (9,5)	
	9	0.148	3,75	0.829	21,0	0.810 ÷ 0.909	20,5 ÷ 23,0	MG-1249-C	MR-18	MM-70-C		
	10	0.134	3,40	0.857	21,7	0.837 ÷ 0.936	21,2 ÷ 23,7	MG-1251-C	MR-19	MM-71-C		
	11	0.120	3,04	0.885	22,4	0.865 ÷ 0.964	21,9 ÷ 24,4	MG-1255-C	MR-21	MM-72-C		
	12	0.109	2,76	0.907	23,0	0.883 ÷ 0.982	22,4 ÷ 24,9	MG-1257-C	MR-21	MM-73-C		
	13	0.095	2,41	0.935	23,7	0.916 ÷ 1.015	23,2 ÷ 25,7	MG-1259-C	MR-22	MM-74-C		
	14	0.083	2,10	0.959	24,3	0.935 ÷ 1.044	23,7 ÷ 26,4	MG-1261-C	MR-23	MM-75-C		
	15	0.072	1,82	0.981	24,9	0.962 ÷ 1.071	24,4 ÷ 27,2	MG-1263-C	MR-24	MM-76-C		
	16	0.065	1,65	0.995	25,2							
	17	0.058	1,47	1.009	25,6	0.990 ÷ 1.099	25,1 ÷ 27,9	MG-1267-C	MR-26	MM-77-C		
18	0.049	1,24	1.027	26,0								

With 1.1/2"
short rolls



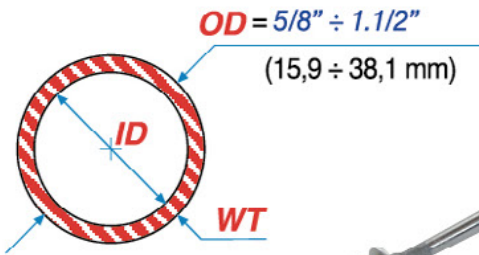
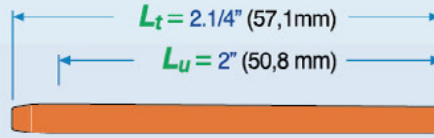
MG/1200-C

Tube dimensions						Expansion range		Tube expander	Rolls	Mandrel	∅ inches
OD Inches mm	B.W.G.	WT		ID		inches	mm	Code	Code	Code	
		inches	mm	inches	mm						
1.1/4" (31,8)	8	0.165	4,19	0.920	23,3	0.901 ÷ 1.010	22,8 ÷ 25,6	MG-1265-C	MR-25		1/2" (12,7)
	9	0.148	3,75	0.954	24,2	0.935 ÷ 1.044	23,7 ÷ 26,5	MG-1261-C	MR-23	MM-65-C	
	10	0.134	3,40	0.982	24,9	0.962 ÷ 1.071	24,4 ÷ 27,2	MG-1263-C	MR-24		
	11	0.120	3,04	1.010	25,6	0.990 ÷ 1.099	25,1 ÷ 27,9	MG-1267-C	MR-26	MM-66-C	
	12	0.109	2,76	1.032	26,2	1.013 ÷ 1.122	25,7 ÷ 28,5	MG-1269-C	MR-27		
	13	0.095	2,41	1.060	26,9	1.041 ÷ 1.150	26,4 ÷ 29,2	MG-1271-C	MR-28	MM-67-C	
	14	0.083	2,10	1.084	27,5	1.060 ÷ 1.169	26,9 ÷ 29,6	MG-1273-C	MR-29		
	15	0.072	1,82	1.106	28,0	1.087 ÷ 1.196	27,6 ÷ 30,3	MG-1275-C	MR-30	MM-67-C	
	16	0.065	1,65	1.120	28,4	1.115 ÷ 1.224	28,3 ÷ 31,0	MG-1279-C	MR-30	MM-68-C	
	17	0.058	1,47	1.134	28,8						
1.3/8" (34,9)	8	0.165	4,19	1.045	26,5	1.026 ÷ 1.135	26,0 ÷ 28,8	MG-1277-C	MR-31		1/2" (12,7)
	9	0.148	3,75	1.079	27,4	1.060 ÷ 1.169	26,9 ÷ 29,6	MG-1273-C	MR-29	MM-67-C	
	10	0.134	3,40	1.107	28,1	1.087 ÷ 1.196	27,6 ÷ 30,3	MG-1275-C	MR-30		
	11	0.120	3,04	1.135	28,8	1.115 ÷ 1.224	28,3 ÷ 31,0	MG-1279-C	MR-30	MM-68-C	
	12	0.109	2,76	1.157	29,3	1.133 ÷ 1.242	28,7 ÷ 31,5	MG-1281-C	MR-32		
	13	0.095	2,41	1.185	30,1	1.160 ÷ 1.275	29,4 ÷ 32,3	MG-1283-C	MR-33	MM-69-C	
	14	0.083	2,10	1.209	30,7	1.179 ÷ 1.294	29,9 ÷ 32,8	MG-1285-C	MR-34		
	15	0.072	1,82	1.231	31,2	1.206 ÷ 1.321	30,6 ÷ 33,5	MG-1287-C	MR-35	MM-70-C	
1.1/2" (38,1)	8	0.165	4,19	1.170	29,7	1.145 ÷ 1.260	29,0 ÷ 32,0	MG-1289-C	MR-34	MM-69-C	1/2" (12,7)
	9	0.148	3,75	1.204	30,5	1.179 ÷ 1.294	29,9 ÷ 32,8	MG-1285-C	MR-34		
	10	0.134	3,40	1.232	31,2	1.206 ÷ 1.321	30,6 ÷ 35,5	MG-1287-C	MR-35	MM-70-C	
	11	0.120	3,04	1.260	32,0	1.235 ÷ 1.350	31,3 ÷ 34,2	MG-1291-C	MR-36		
	12	0.109	2,76	1.282	32,5	1.257 ÷ 1.372	31,9 ÷ 34,8	MG-1293-C	MR-37		
	13	0.095	2,41	1.310	33,2	1.285 ÷ 1.400	32,6 ÷ 35,5	MG-1295-C	MR-37		
	14	0.083	2,11	1.334	33,9	1.331 ÷ 1.446	33,8 ÷ 36,7	MG-1297-C	MR-38	MM-71-C	
	15	0.072	1,82	1.356	34,4						
	16	0.065	1,65	1.370	34,8						
	17	0.058	1,47	1.384	35,1						
	18	0.049	1,24	1.402	35,6	1.331 ÷ 1.472	33,8 ÷ 37,3	MG-1299-C	MR-38	MM-72-C	
	19	0.042	1,06	1.416	35,9						
20	0.035	0,88	1.430	36,3							

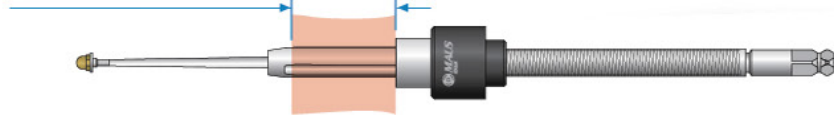
MG/1200

Tube expansion
with adjustable reach
for thick tube sheets



With 2.1/4"
long rolls



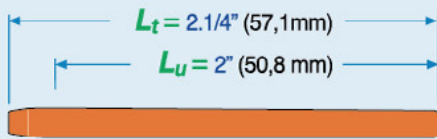
$TST_{min} = 1.1/4'' (31,8 \text{ mm})$




$TST_{max} = 5.3/4'' (146,0 \text{ mm})$



With 2.1/4" long rolls



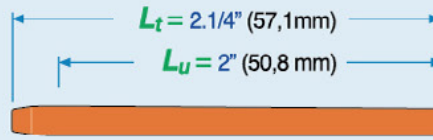
MG/1200



Tube dimensions						Expansion range		Tube expander	Rolls	Mandrel	∅ inches
OD inches mm	B.W.G.	WT inches mm	ID inches mm	inches	mm	Code	Code	Code			
5/8" (15,8)	14	0.083	2,10	0.459	11,6	0.449 ÷ 0.509	11,4 ÷ 12,9	MG-1210	MR-4-A	MM-54	3/8" (9,5)
	15	0.072	1,82	0.481	12,2	0.471 ÷ 0.536	11,9 ÷ 13,6	MG-1212	MR-5-A	MM-55	
	16	0.065	1,65	0.495	12,5	0.485 ÷ 0.550	12,3 ÷ 13,9	MG-1214	MR-6-A	MM-55	
	17	0.058	1,47	0.509	12,9	0.499 ÷ 0.564	12,6 ÷ 14,3	MG-1216	MR-6-A	MM-56	
	18	0.049	1,24	0.527	13,3	0.517 ÷ 0.572	13,1 ÷ 14,5	MG-1218	MR-7-A	MM-57	
	19	0.042	1,06	0.541	13,7	0.522 ÷ 0.582	13,2 ÷ 14,7	MG-1220	MR-7-A	MM-56	
	20	0.035	0,88	0.555	14,1						
	21	0.032	0,81	0.561	14,2	0.536 ÷ 0.596	13,6 ÷ 15,1	MG-1220-SP	MR-7-A	MM-58	
	22	0.028	0,71	0.569	14,4						
	3/4" (19,0)	10	0.134	3,40	0.482	12,2	0.471 ÷ 0.536	11,9 ÷ 13,6	MG-1212	MR-5-A	
11		0.120	3,04	0.510	12,9	0.499 ÷ 0.564	12,6 ÷ 14,3	MG-1216	MR-6-A	MM-56	
12		0.109	2,76	0.532	13,5	0.522 ÷ 0.582	13,2 ÷ 14,7	MG-1220	MR-7-A	MM-56	
13		0.095	2,41	0.560	14,2	0.550 ÷ 0.615	13,9 ÷ 15,6	MG-1222	MR-8-A		
14		0.083	2,10	0.584	14,8	0.574 ÷ 0.639	14,5 ÷ 16,2	MG-1224	MR-9-A	MM-58	
15		0.072	1,82	0.606	15,3	0.596 ÷ 0.661	15,1 ÷ 16,7	MG-1226	MR-10-A		
16		0.065	1,65	0.620	15,7	0.605 ÷ 0.685	15,3 ÷ 17,4	MG-1228	MR-10-A		
17		0.058	1,47	0.634	16,1						
18		0.049	1,24	0.652	16,5	0.619 ÷ 0.699	15,7 ÷ 17,7	MG-1230	MR-11-A		
19		0.042	1,06	0.666	16,9					MM-59	
20		0.035	0,88	0.680	17,2						
21		0.032	0,81	0.686	17,4	0.642 ÷ 0.722	16,3 ÷ 18,3	MG-1232	MR-12-A		
22	0.028	0,71	0.694	17,6							

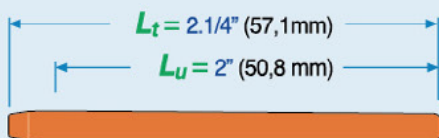
MG/1200

With 2.1/4"
long rolls



Tube dimensions						Expansion range		Tube expander	Rolls	Mandrel	∅ inches
OD Inches mm	B.W.G.	WT inches mm	ID inches mm	inches	mm	Code	Code	Code			
7/8" (22,2)	10	0.134	3,40	0.607	15,4	0.596 ÷ 0.661	15,1 ÷ 16,7	MG-1226	MR-10-A	MM-58	3/8" (9,5)
	11	0.120	3,04	0.635	16,1	0.619 ÷ 0.699	15,7 ÷ 17,7	MG-1230	MR-11-A	MM-59	
	12	0.109	2,76	0.657	16,6	0.642 ÷ 0.722	16,3 ÷ 18,3	MG-1232	MR-12-A	MM-59	
	13	0.095	2,41	0.685	17,4	0.670 ÷ 0.750	17,0 ÷ 19,0	MG-1234	MR-13-A	MM-60	
	14	0.083	2,10	0.709	18,0	0.685 ÷ 0.774	17,4 ÷ 19,6	MG-1236	MR-14-A	MM-61	
	15	0.072	1,82	0.731	18,5	0.712 ÷ 0.801	18,0 ÷ 20,3	MG-1238	MR-15-A	MM-61	
	16	0.065	1,65	0.745	18,9	0.726 ÷ 0.815	18,4 ÷ 20,7	MG-1240	MR-15-A	MM-62	
	17	0.058	1,47	0.759	19,2	0.740 ÷ 0.829	18,8 ÷ 21,0	MG-1244	MR-16-A	MM-62	
1" (25,4)	8	0.165	4,19	0.670	17,0	0.665 ÷ 0.735	16,8 ÷ 18,6	MG-1242	MR-13-A	MM-59	3/8" (9,5)
	9	0.148	3,75	0.704	17,8	0.685 ÷ 0.774	17,4 ÷ 19,6	MG-1236	MR-14-A	MM-61	
	10	0.134	3,40	0.732	18,5	0.712 ÷ 0.801	18,0 ÷ 20,3	MG-1238	MR-15-A	MM-61	
	11	0.120	3,04	0.760	19,3	0.740 ÷ 0.829	18,8 ÷ 21,0	MG-1244	MR-16-A	MM-62	
	12	0.109	2,76	0.782	19,8	0.763 ÷ 0.852	19,3 ÷ 21,6	MG-1246	MR-17-A	MM-62	
	13	0.095	2,41	0.810	20,5	0.791 ÷ 0.880	20,0 ÷ 22,3	MG-1248	MR-18-A	MM-63	
	14	0.083	2,10	0.834	21,1	0.810 ÷ 0.909	20,5 ÷ 23,0	MG-1250	MR-18-A	MM-63	
	15	0.072	1,82	0.856	21,7	0.837 ÷ 0.936	21,2 ÷ 23,7	MG-1252	MR-19-A	MM-63	
	16	0.065	1,65	0.870	22,1					MM-63	
	17	0.058	1,47	0.884	22,4					MM-63	
	18	0.049	1,24	0.902	22,9	0.865 ÷ 0.964	21,9 ÷ 24,4	MG-1256	MR-21-A	MM-63	
	19	0.042	1,06	0.916	23,2					MM-63	
1.1/8" (28,5)	8	0.165	4,19	0.795	20,1	0.776 ÷ 0.875	19,7 ÷ 22,2	MG-1254	MR-20-A	MM-63	3/8" (9,5)
	9	0.148	3,75	0.829	21,0	0.810 ÷ 0.909	20,5 ÷ 23,0	MG-1250	MR-18-A	MM-63	
	10	0.134	3,40	0.857	21,7	0.837 ÷ 0.936	21,2 ÷ 23,7	MG-1252	MR-19-A	MM-63	
	11	0.120	3,04	0.885	22,4	0.865 ÷ 0.964	21,9 ÷ 24,4	MG-1256	MR-21-A	MM-64	
	12	0.109	2,76	0.907	23,0	0.883 ÷ 0.982	22,4 ÷ 24,9	MG-1258	MR-21-A	MM-64	
	13	0.095	2,41	0.935	23,7	0.916 ÷ 1.015	23,2 ÷ 25,7	MG-1260	MR-22-A	MM-64	
	14	0.083	2,10	0.959	24,3	0.935 ÷ 1.044	23,7 ÷ 26,4	MG-1262	MR-23-A	MM-65	
	15	0.072	1,82	0.981	24,9	0.962 ÷ 1.071	24,4 ÷ 27,2	MG-1264	MR-24-A	MM-65	
	16	0.065	1,65	0.995	25,2					MM-65	
	17	0.058	1,47	1.009	25,6	0.990 ÷ 1.099	25,1 ÷ 27,9	MG-1268	MR-26-A	MM-66	
18	0.049	1,24	1.027	26,0					MM-66		

With 2.1/4"
long rolls



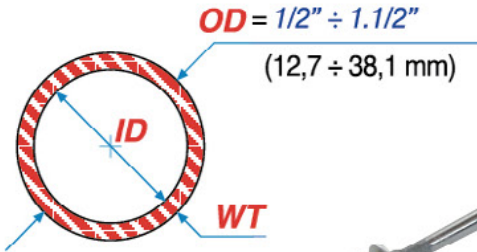
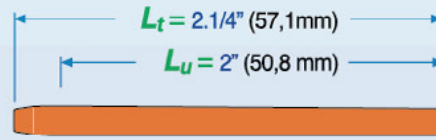
MG/1200

Tube dimensions						Expansion range		Tube expander	Rolls	Mandrel	∅ inches
OD inches mm	B.W.G.	WT inches mm	ID inches mm		inches	mm	Code	Code	Code		
1.1/4" (31,8)	8	0.165	4,19	0.920	23,3	0.901 ÷ 1.010	22,8 ÷ 25,6	MG-1266	MR-25-A	MM-65	1/2" (12,7)
	9	0.148	3,75	0.954	24,2	0.935 ÷ 1.044	23,7 ÷ 26,5	MG-1262	MR-23-A		
	10	0.134	3,40	0.982	24,8	0.962 ÷ 1.071	24,4 ÷ 27,2	MG-1264	MR-24-A		
	11	0.120	3,04	1.010	25,6	0.990 ÷ 1.099	25,1 ÷ 27,9	MG-1268	MR-26-A	MM-66	
	12	0.109	2,76	1.032	26,2	1.013 ÷ 1.122	25,7 ÷ 28,5	MG-1270	MR-27-A		
	13	0.095	2,41	1.060	26,9	1.041 ÷ 1.150	26,4 ÷ 29,2	MG-1272	MR-28-A	MM-67	
	14	0.083	2,10	1.084	27,5	1.060 ÷ 1.169	26,9 ÷ 29,6	MG-1274	MR-29-A		
	15	0.072	1,82	1.106	28,0	1.087 ÷ 1.196	27,6 ÷ 30,3	MG-1276	MR-30-A	MM-67	
	16	0.065	1,65	1.120	28,4						
17	0.058	1,47	1.134	28,8	1.115 ÷ 1.224	28,3 ÷ 31,0	MG-1280	MR-30-A	MM-68		
18	0.049	1,24	1.152	29,2							
1.3/8" (34,9)	8	0.165	4,19	1.045	26,5	1.026 ÷ 1.135	26,0 ÷ 28,8	MG-1278	MR-31-A	MM-67	1/2" (12,7)
	9	0.148	3,75	1.079	27,4	1.060 ÷ 1.169	26,9 ÷ 29,6	MG-1274	MR-29-A		
	10	0.134	3,40	1.107	28,1	1.087 ÷ 1.196	27,6 ÷ 30,3	MG-1276	MR-30-A	MM-68	
	11	0.120	3,04	1.135	28,8	1.115 ÷ 1.224	28,3 ÷ 31,0	MG-1280	MR-30-A		
	12	0.109	2,76	1.157	29,3	1.133 ÷ 1.242	28,7 ÷ 31,5	MG-1282	MR-32-A	MM-69	
	13	0.095	2,41	1.185	30,1	1.160 ÷ 1.275	29,4 ÷ 32,3	MG-1284	MR-33-A		
	14	0.083	2,10	1.209	30,7	1.179 ÷ 1.294	29,9 ÷ 32,8	MG-1286	MR-34-A	MM-70	
	15	0.072	1,82	1.231	31,2	1.206 ÷ 1.321	30,6 ÷ 33,5	MG-1288	MR-35-A		
1.1/2" (38,1)	8	0.165	4,19	1.170	29,7	1.145 ÷ 1.260	29,0 ÷ 32,0	MG-1290	MR-34-A	MM-69	1/2" (12,7)
	9	0.148	3,75	1.204	30,5	1.179 ÷ 1.294	29,9 ÷ 32,8	MG-1286	MR-34-A		
	10	0.134	3,40	1.232	31,2	1.206 ÷ 1.321	30,6 ÷ 35,5	MG-1288	MR-35-A	MM-70	
	11	0.120	3,04	1.260	32,0	1.235 ÷ 1.350	31,3 ÷ 34,2	MG-1292	MR-36-A		
	12	0.109	2,76	1.282	32,5	1.257 ÷ 1.372	31,9 ÷ 34,8	MG-1294	MR-37-A	MM-71	
	13	0.095	2,41	1.310	33,2	1.285 ÷ 1.400	32,6 ÷ 35,5	MG-1296	MR-37-A		
	14	0.083	2,11	1.334	33,9						
	15	0.072	1,82	1.356	34,4	1.331 ÷ 1.446	33,8 ÷ 36,7	MG-1298	MR-38-A		
	16	0.065	1,65	1.370	34,8						
	17	0.058	1,47	1.384	35,1	1.331 ÷ 1.472	33,8 ÷ 37,3	MG-1300	MR-38-A	MM-72	
	18	0.049	1,24	1.402	35,6						
	19	0.042	1,06	1.416	35,9						
20	0.035	0,88	1.430	36,3							

MG/1200-B


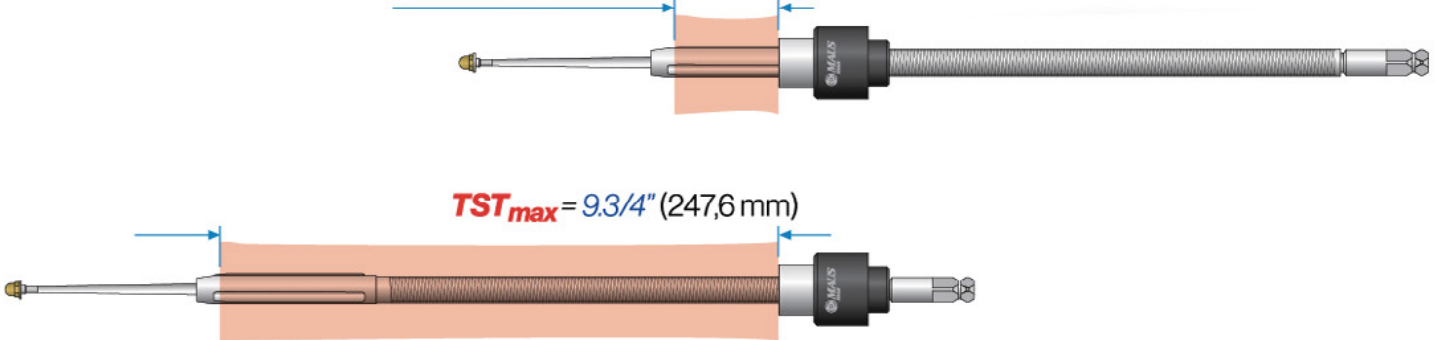
Tube expansion
with adjustable reach
for thick tube sheets

With 2.1/4"
long rolls

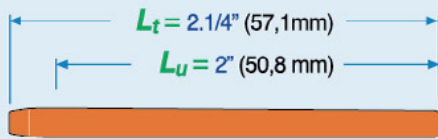


$TST_{min} = 1.1/4'' (31,8\text{mm})$

$TST_{max} = 9.3/4'' (247,6\text{mm})$



With 2.1/4" long rolls



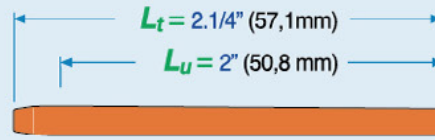
MG/1200-B



Tube dimensions						Expansion range		Tube expander	Rolls	Mandrel	∅ inches
OD inches mm	B.W.G.	WT		ID		inches	mm	Code	Code	Code	
		inches	mm	inches	mm						
5/8" (15,8)	14	0.083	2,10	0.459	11,6	0.449 ÷ 0.509	11,4 ÷ 12,9	MG-1210-B	MR-4-A	MM-54-B	3/8" (9,5)
	15	0.072	1,82	0.481	12,2	0.471 ÷ 0.536	11,9 ÷ 13,6	MG-1212-B	MR-5-A	MM-55-B	
	16	0.065	1,65	0.495	12,5	0.485 ÷ 0.550	12,3 ÷ 13,9	MG-1214-B	MR-6-A	MM-55-B	
	17	0.058	1,47	0.509	12,9	0.499 ÷ 0.564	12,6 ÷ 14,3	MG-1216-B	MR-6-A	MM-56-B	
	18	0.049	1,24	0.527	13,3	0.517 ÷ 0.572	13,1 ÷ 14,5	MG-1218-B	MR-7-A	MM-57-B	
	19	0.042	1,06	0.541	13,7	0.522 ÷ 0.582	13,2 ÷ 14,7	MG-1220-B	MR-7-A	MM-56-B	
	20	0.035	0,88	0.555	14,1						
	21	0.032	0,81	0.561	14,2	0.536 ÷ 0.596	13,6 ÷ 15,1	MG-1220-SP-B	MR-7-A	MM-58-B	
	22	0.028	0,71	0.569	14,4						
	3/4" (19,0)	10	0.134	3,40	0.482	12,2	0.471 ÷ 0.536	11,9 ÷ 13,6	MG-1212-B	MR-5-A	
11		0.120	3,04	0.510	12,9	0.499 ÷ 0.564	12,6 ÷ 14,3	MG-1216-B	MR-6-A	MM-56-B	
12		0.109	2,76	0.532	13,5	0.522 ÷ 0.582	13,2 ÷ 14,7	MG-1220-B	MR-7-A	MM-56-B	
13		0.095	2,41	0.560	14,2	0.550 ÷ 0.615	13,9 ÷ 15,6	MG-1222-B	MR-8-A		
14		0.083	2,10	0.584	14,8	0.574 ÷ 0.639	14,5 ÷ 16,2	MG-1224-B	MR-9-A	MM-58-B	
15		0.072	1,82	0.606	15,3	0.596 ÷ 0.661	15,1 ÷ 16,7	MG-1226-B	MR-10-A		
16		0.065	1,65	0.620	15,7	0.605 ÷ 0.685	15,3 ÷ 17,4	MG-1228-B	MR-10-A		
17		0.058	1,47	0.634	16,1						
18		0.049	1,24	0.652	16,5	0.619 ÷ 0.699	15,7 ÷ 17,7	MG-1230-B	MR-11-A		
19		0.042	1,06	0.666	16,9					MM-59-B	
20		0.035	0,88	0.680	17,2						
21		0.032	0,81	0.686	17,4	0.642 ÷ 0.722	16,3 ÷ 18,3	MG-1232-B	MR-12-A		
22	0.028	0,71	0.694	17,6							

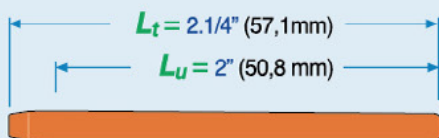
MG/1200-B

With 2.1/4"
long rolls



Tube dimensions						Expansion range		Tube expander	Rolls	Mandrel	∅ inches
OD inches mm	B.W.G.	WT inches mm	ID inches mm	inches	mm	Code	Code	Code			
7/8" (22,2)	10	0.134	3,40	0.607	15,4	0.596 ÷ 0.661	15,1 ÷ 16,7	MG-1226-B	MR-10-A	MM-58-B	3/8" (9,5)
	11	0.120	3,04	0.635	16,1	0.619 ÷ 0.699	15,7 ÷ 17,7	MG-1230-B	MR-11-A	MM-59-B	
	12	0.109	2,76	0.657	16,6	0.642 ÷ 0.722	16,3 ÷ 18,3	MG-1232-B	MR-12-A	MM-60-B	
	13	0.095	2,41	0.685	17,4	0.670 ÷ 0.750	17,0 ÷ 19,0	MG-1234-B	MR-13-A	MM-61-B	
	14	0.083	2,10	0.709	18,0	0.685 ÷ 0.774	17,4 ÷ 19,6	MG-1236-B	MR-14-A	MM-61-B	
	15	0.072	1,82	0.731	18,5	0.712 ÷ 0.801	18,0 ÷ 20,3	MG-1238-B	MR-15-A	MM-62-B	
	16	0.065	1,65	0.745	18,9	0.726 ÷ 0.815	18,4 ÷ 20,7	MG-1240-B	MR-15-A	MM-62-B	
	17	0.058	1,47	0.759	19,2	0.740 ÷ 0.829	18,8 ÷ 21,0	MG-1244-B	MR-16-A	MM-62-B	
1" (25,4)	8	0.165	4,19	0.670	17,0	0.665 ÷ 0.735	16,8 ÷ 18,6	MG-1242-B	MR-13-A	MM-59-B	3/8" (9,5)
	9	0.148	3,75	0.704	17,8	0.685 ÷ 0.774	17,4 ÷ 19,6	MG-1236-B	MR-14-A	MM-61-B	
	10	0.134	3,40	0.732	18,5	0.712 ÷ 0.801	18,0 ÷ 20,3	MG-1238-B	MR-15-A	MM-61-B	
	11	0.120	3,04	0.760	19,3	0.740 ÷ 0.829	18,8 ÷ 21,0	MG-1244-B	MR-16-A	MM-62-B	
	12	0.109	2,76	0.782	19,8	0.763 ÷ 0.852	19,3 ÷ 21,6	MG-1246-B	MR-17-A	MM-62-B	
	13	0.095	2,41	0.810	20,5	0.791 ÷ 0.880	20,0 ÷ 22,3	MG-1248-B	MR-18-A	MM-63-B	
	14	0.083	2,10	0.834	21,1	0.810 ÷ 0.909	20,5 ÷ 23,0	MG-1250-B	MR-18-A	MM-63-B	
	15	0.072	1,82	0.856	21,7	0.837 ÷ 0.936	21,2 ÷ 23,7	MG-1252-B	MR-19-A	MM-63-B	
	16	0.065	1,65	0.870	22,1	0.865 ÷ 0.964	21,9 ÷ 24,4	MG-1256-B	MR-21-A	MM-63-B	
	17	0.058	1,47	0.884	22,4					MM-63-B	
	18	0.049	1,24	0.902	22,9					MM-63-B	
	19	0.042	1,06	0.916	23,2					MM-63-B	
1.1/8" (28,5)	8	0.165	4,19	0.795	20,1	0.776 ÷ 0.875	19,7 ÷ 22,2	MG-1254-B	MR-20-A	MM-63-B	3/8" (9,5)
	9	0.148	3,75	0.829	21,0	0.810 ÷ 0.909	20,5 ÷ 23,0	MG-1250-B	MR-18-A	MM-63-B	
	10	0.134	3,40	0.857	21,7	0.837 ÷ 0.936	21,2 ÷ 23,7	MG-1252-B	MR-19-A	MM-63-B	
	11	0.120	3,04	0.885	22,4	0.865 ÷ 0.964	21,9 ÷ 24,4	MG-1256-B	MR-21-A	MM-64-B	
	12	0.109	2,76	0.907	23,0	0.883 ÷ 0.982	22,4 ÷ 24,9	MG-1258-B	MR-21-A	MM-64-B	
	13	0.095	2,41	0.935	23,7	0.916 ÷ 1.015	23,2 ÷ 25,7	MG-1260-B	MR-22-A	MM-64-B	
	14	0.083	2,10	0.959	24,3	0.935 ÷ 1.044	23,7 ÷ 26,4	MG-1262-B	MR-23-A	MM-65-B	
	15	0.072	1,82	0.981	24,9	0.962 ÷ 1.071	24,4 ÷ 27,2	MG-1264-B	MR-24-A	MM-65-B	
	16	0.065	1,65	0.995	25,2	0.990 ÷ 1.099	25,1 ÷ 27,9	MG-1268-B	MR-26-A	MM-66-B	
	17	0.058	1,47	1.009	25,6					MM-66-B	
18	0.049	1,24	1.027	26,0					MM-66-B		

With 2.1/4"
long rolls



MG/1200-B

Tube dimensions						Expansion range		Tube expander	Rolls	Mandrel	
OD Inches mm	B.W.G.	WT		ID		Inches	mm	Code	Code	Code	∅ Inches
		Inches	mm	Inches	mm						
1.1/4" (31,8)	8	0.165	4,19	0.920	23,3	0.901 ÷ 1.010	22,8 ÷ 25,6	MG-1266-B	MR-25-A		1/2" (12,7)
	9	0.148	3,75	0.954	24,2	0.935 ÷ 1.044	23,7 ÷ 26,5	MG-1262-B	MR-23-A	MM-65-B	
	10	0.134	3,40	0.982	24,8	0.962 ÷ 1.071	24,4 ÷ 27,2	MG-1264-B	MR-24-A		
	11	0.120	3,04	1.010	25,6	0.990 ÷ 1.099	25,1 ÷ 27,9	MG-1268-B	MR-26-A	MM-66-B	
	12	0.109	2,76	1.032	26,2	1.013 ÷ 1.122	25,7 ÷ 28,5	MG-1270-B	MR-27-A		
	13	0.095	2,41	1.060	26,9	1.041 ÷ 1.150	26,4 ÷ 29,2	MG-1272-B	MR-28-A	MM-67-B	
	14	0.083	2,10	1.084	27,5	1.060 ÷ 1.169	26,9 ÷ 29,6	MG-1274-B	MR-29-A		
	15	0.072	1,82	1.106	28,0	1.087 ÷ 1.196	27,6 ÷ 30,3	MG-1276-B	MR-30-A	MM-67-B	
	16	0.065	1,65	1.120	28,4						
	17	0.058	1,47	1.134	28,8	1.115 ÷ 1.224	28,3 ÷ 31,0	MG-1280-B	MR-30-A	MM-68-B	
1.3/8" (34,9)	8	0.165	4,19	1.045	26,5	1.026 ÷ 1.135	26,0 ÷ 28,8	MG-1278-B	MR-31-A		1/2" (12,7)
	9	0.148	3,75	1.079	27,4	1.060 ÷ 1.169	26,9 ÷ 29,6	MG-1274-B	MR-29-A	MM-67-B	
	10	0.134	3,40	1.107	28,1	1.087 ÷ 1.196	27,6 ÷ 30,3	MG-1276-B	MR-30-A		
	11	0.120	3,04	1.135	28,8	1.115 ÷ 1.224	28,3 ÷ 31,0	MG-1280-B	MR-30-A	MM-68-B	
	12	0.109	2,76	1.157	29,3	1.133 ÷ 1.242	28,7 ÷ 31,5	MG-1282-B	MR-32-A		
	13	0.095	2,41	1.185	30,1	1.160 ÷ 1.275	29,4 ÷ 32,3	MG-1284-B	MR-33-A	MM-69-B	
	14	0.083	2,10	1.209	30,7	1.179 ÷ 1.294	29,9 ÷ 32,8	MG-1286-B	MR-34-A		
	15	0.072	1,82	1.231	31,2	1.206 ÷ 1.321	30,6 ÷ 33,5	MG-1288-B	MR-35-A	MM-70-B	
1.1/2" (38,1)	8	0.165	4,19	1.170	29,7	1.145 ÷ 1.260	29,0 ÷ 32,0	MG-1290-B	MR-34-A	MM-69-B	1/2" (12,7)
	9	0.148	3,75	1.204	30,5	1.179 ÷ 1.294	29,9 ÷ 32,8	MG-1286-B	MR-34-A		
	10	0.134	3,40	1.232	31,2	1.206 ÷ 1.321	30,6 ÷ 35,5	MG-1288-B	MR-35-A	MM-70-B	
	11	0.120	3,04	1.260	32,0	1.235 ÷ 1.350	31,3 ÷ 34,2	MG-1292-B	MR-36-A		
	12	0.109	2,76	1.282	32,5	1.257 ÷ 1.372	31,9 ÷ 34,8	MG-1294-B	MR-37-A		
	13	0.095	2,41	1.310	33,2	1.285 ÷ 1.400	32,6 ÷ 35,5	MG-1296-B	MR-37-A		
	14	0.083	2,11	1.334	33,9						
	15	0.072	1,82	1.356	34,4	1.331 ÷ 1.446	33,8 ÷ 36,7	MG-1298-B	MR-38-A	MM-71-B	
	16	0.065	1,65	1.370	34,8						
	17	0.058	1,47	1.384	35,1						
	18	0.049	1,24	1.402	35,6	1.331 ÷ 1.472	33,8 ÷ 37,3	MG-1300-B	MR-38-A	MM-72-B	
	19	0.042	1,06	1.416	35,9						
20	0.035	0,88	1.430	36,3							

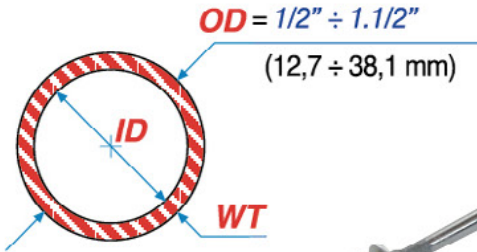
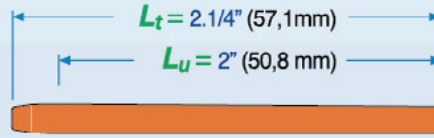
MG/1200-C



For air cooling
plant production

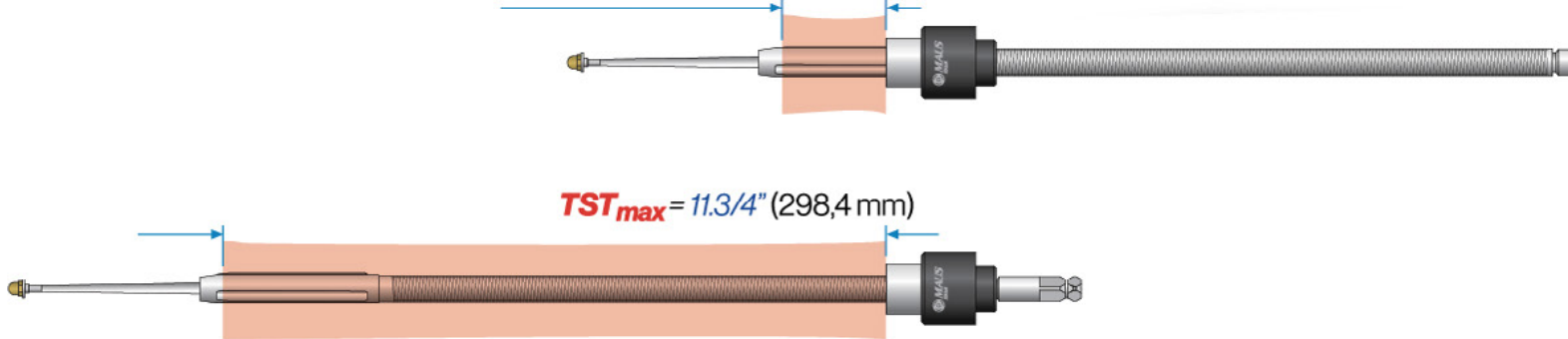
Tube expansion
with adjustable reach
for thick tube sheets

With 2.1/4"
long rolls

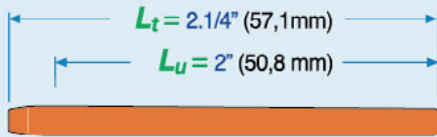


$TST_{min} = 1.1/4'' (31,8 \text{ mm})$

$TST_{max} = 11.3/4'' (298,4 \text{ mm})$



With 2.1/4" long rolls



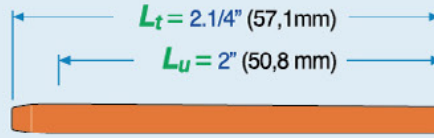
MG/1200-C



Tube dimensions						Expansion range		Tube expander	Rolls	Mandrel	inches
OD inches mm	B.W.G.	WT		ID		inches	mm	Code	Code	Code	
		inches	mm	inches	mm						
5/8" (15,8)	14	0.083	2,10	0.459	11,6	0.449 ÷ 0.509	11,4 ÷ 12,9	MG-1210-C	MR-4-A	MM-54-C	3/8" (9,5)
	15	0.072	1,82	0.481	12,2	0.471 ÷ 0.536	11,9 ÷ 13,6	MG-1212-C	MR-5-A	MM-55-C	
	16	0.065	1,65	0.495	12,5	0.485 ÷ 0.550	12,3 ÷ 13,9	MG-1214-C	MR-6-A	MM-55-C	
	17	0.058	1,47	0.509	12,9	0.499 ÷ 0.564	12,6 ÷ 14,3	MG-1216-C	MR-6-A	MM-56-C	
	18	0.049	1,24	0.527	13,3	0.517 ÷ 0.572	13,1 ÷ 14,5	MG-1218-C	MR-7-A	MM-57-C	
	19	0.042	1,06	0.541	13,7	0.522 ÷ 0.582	13,2 ÷ 14,7	MG-1220-C	MR-7-A	MM-56-C	
	20	0.035	0,88	0.555	14,1						
	21	0.032	0,81	0.561	14,2	0.536 ÷ 0.596	13,6 ÷ 15,1	MG-1220-SP-C	MR-7-A	MM-58-C	
	22	0.028	0,71	0.569	14,4						
	3/4" (19,0)	10	0.134	3,40	0.482	12,2	0.471 ÷ 0.536	11,9 ÷ 13,6	MG-1212-C	MR-5-A	
11		0.120	3,04	0.510	12,9	0.499 ÷ 0.564	12,6 ÷ 14,3	MG-1216-C	MR-6-A	MM-56-C	
12		0.109	2,76	0.532	13,5	0.522 ÷ 0.582	13,2 ÷ 14,7	MG-1220-C	MR-7-A	MM-56-C	
13		0.095	2,41	0.560	14,2	0.550 ÷ 0.615	13,9 ÷ 15,6	MG-1222-C	MR-8-A		
14		0.083	2,10	0.584	14,8	0.574 ÷ 0.639	14,5 ÷ 16,2	MG-1224-C	MR-9-A	MM-58-C	
15		0.072	1,82	0.606	15,3	0.596 ÷ 0.661	15,1 ÷ 16,7	MG-1226-C	MR-10-A		
16		0.065	1,65	0.620	15,7	0.605 ÷ 0.685	15,3 ÷ 17,4	MG-1228-C	MR-10-A		
17		0.058	1,47	0.634	16,1						
18		0.049	1,24	0.652	16,5	0.619 ÷ 0.699	15,7 ÷ 17,7	MG-1230-C	MR-11-A		
19		0.042	1,06	0.666	16,9					MM-59-C	
20		0.035	0,88	0.680	17,2						
21		0.032	0,81	0.686	17,4	0.642 ÷ 0.722	16,3 ÷ 18,3	MG-1232-C	MR-12-A		
22	0.028	0,71	0.694	17,6							

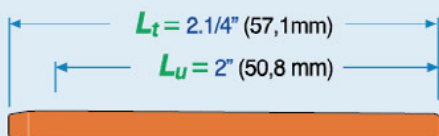
MG/1200-C

With 2.1/4"
long rolls



Tube dimensions						Expansion range		Tube expander	Rolls	Mandrel	∅ inches
OD Inches mm	B.W.G.	WT inches mm	ID inches mm	inches	mm	Code	Code	Code			
7/8" (22,2)	10	0.134	3,40	0.607	15,4	0.596 ÷ 0.661	15,1 ÷ 16,7	MG-1226-C	MR-10-A	MM-58-C	3/8" (9,5)
	11	0.120	3,04	0.635	16,1	0.619 ÷ 0.699	15,7 ÷ 17,7	MG-1230-C	MR-11-A	MM-59-C	
	12	0.109	2,76	0.657	16,6	0.642 ÷ 0.722	16,3 ÷ 18,3	MG-1232-C	MR-12-A	MM-60-C	
	13	0.095	2,41	0.685	17,4	0.670 ÷ 0.750	17,0 ÷ 19,0	MG-1234-C	MR-13-A	MM-61-C	
	14	0.083	2,10	0.709	18,0	0.685 ÷ 0.774	17,4 ÷ 19,6	MG-1236-C	MR-14-A	MM-62-C	
	15	0.072	1,82	0.731	18,5	0.712 ÷ 0.801	18,0 ÷ 20,3	MG-1238-C	MR-15-A	MM-63-C	
	16	0.065	1,65	0.745	18,9	0.726 ÷ 0.815	18,4 ÷ 20,7	MG-1240-C	MR-16-A	MM-64-C	
	17	0.058	1,47	0.759	19,2	0.740 ÷ 0.829	18,8 ÷ 21,0	MG-1244-C	MR-17-A	MM-65-C	
	18	0.049	1,24	0.777	19,7					MM-66-C	
1" (25,4)	8	0.165	4,19	0.670	17,0	0.665 ÷ 0.735	16,8 ÷ 18,6	MG-1242-C	MR-13-A	MM-59-C	3/8" (9,5)
	9	0.148	3,75	0.704	17,8	0.685 ÷ 0.774	17,4 ÷ 19,6	MG-1236-C	MR-14-A	MM-61-C	
	10	0.134	3,40	0.732	18,5	0.712 ÷ 0.801	18,0 ÷ 20,3	MG-1238-C	MR-15-A	MM-62-C	
	11	0.120	3,04	0.760	19,3	0.740 ÷ 0.829	18,8 ÷ 21,0	MG-1244-C	MR-16-A	MM-63-C	
	12	0.109	2,76	0.782	19,8	0.763 ÷ 0.852	19,3 ÷ 21,6	MG-1246-C	MR-17-A	MM-64-C	
	13	0.095	2,41	0.810	20,5	0.791 ÷ 0.880	20,0 ÷ 22,3	MG-1248-C	MR-18-A	MM-65-C	
	14	0.083	2,10	0.834	21,1	0.810 ÷ 0.909	20,5 ÷ 23,0	MG-1250-C	MR-19-A	MM-66-C	
	15	0.072	1,82	0.856	21,7	0.837 ÷ 0.936	21,2 ÷ 23,7	MG-1252-C	MR-20-A	MM-67-C	
	16	0.065	1,65	0.870	22,1					MM-68-C	
	17	0.058	1,47	0.884	22,4					MM-69-C	
	18	0.049	1,24	0.902	22,9	0.865 ÷ 0.964	21,9 ÷ 24,4	MG-1256-C	MR-21-A	MM-70-C	
	19	0.042	1,06	0.916	23,2					MM-71-C	
20	0.035	0,88	0.930	23,6					MM-72-C		
1.1/8" (28,5)	8	0.165	4,19	0.795	20,1	0.776 ÷ 0.875	19,7 ÷ 22,2	MG-1254-C	MR-20-A	MM-63-C	3/8" (9,5)
	9	0.148	3,75	0.829	21,0	0.810 ÷ 0.909	20,5 ÷ 23,0	MG-1250-C	MR-18-A	MM-64-C	
	10	0.134	3,40	0.857	21,7	0.837 ÷ 0.936	21,2 ÷ 23,7	MG-1252-C	MR-19-A	MM-65-C	
	11	0.120	3,04	0.885	22,4	0.865 ÷ 0.964	21,9 ÷ 24,4	MG-1256-C	MR-21-A	MM-66-C	
	12	0.109	2,76	0.907	23,0	0.883 ÷ 0.982	22,4 ÷ 24,9	MG-1258-C	MR-22-A	MM-67-C	
	13	0.095	2,41	0.935	23,7	0.916 ÷ 1.015	23,2 ÷ 25,7	MG-1260-C	MR-23-A	MM-68-C	
	14	0.083	2,10	0.959	24,3	0.935 ÷ 1.044	23,7 ÷ 26,4	MG-1262-C	MR-24-A	MM-69-C	
	15	0.072	1,82	0.981	24,9	0.962 ÷ 1.071	24,4 ÷ 27,2	MG-1264-C	MR-25-A	MM-70-C	
	16	0.065	1,65	0.995	25,2					MM-71-C	
	17	0.058	1,47	1.009	25,6	0.990 ÷ 1.099	25,1 ÷ 27,9	MG-1268-C	MR-26-A	MM-72-C	
18	0.049	1,24	1.027	26,0					MM-73-C		


With 2.1/4"
long rolls



MG/1200-C

Tube dimensions						Expansion range		Tube expander	Rolls	Mandrel	∅ inches
OD inches mm	B.W.G.	WT		ID		inches	mm	Code	Code	Code	
		inches	mm	inches	mm						
1.1/4" (31,8)	8	0.165	4,19	0.920	23,3	0.901 ÷ 1.010	22,8 ÷ 25,6	MG-1266-C	MR-25-A		1/2" (12,7)
	9	0.148	3,75	0.954	24,2	0.935 ÷ 1.044	23,7 ÷ 26,5	MG-1262-C	MR-23-A	MM-65-C	
	10	0.134	3,40	0.982	24,8	0.962 ÷ 1.071	24,4 ÷ 27,2	MG-1264-C	MR-24-A		
	11	0.120	3,04	1.010	25,6	0.990 ÷ 1.099	25,1 ÷ 27,9	MG-1268-C	MR-26-A		
	12	0.109	2,76	1.032	26,2	1.013 ÷ 1.122	25,7 ÷ 28,5	MG-1270-C	MR-27-A	MM-66-C	
	13	0.095	2,41	1.060	26,9	1.041 ÷ 1.150	26,4 ÷ 29,2	MG-1272-C	MR-28-A		
	14	0.083	2,10	1.084	27,5	1.060 ÷ 1.169	26,9 ÷ 29,6	MG-1274-C	MR-29-A	MM-67-C	
	15	0.072	1,82	1.106	28,0	1.087 ÷ 1.196	27,6 ÷ 30,3	MG-1276-C	MR-30-A	MM-67-C	
	16	0.065	1,65	1.120	28,4						
	17	0.058	1,47	1.134	28,8	1.115 ÷ 1.224	28,3 ÷ 31,0	MG-1280-C	MR-30-A	MM-68-C	
1.3/8" (34,9)	8	0.165	4,19	1.045	26,5	1.026 ÷ 1.135	26,0 ÷ 28,8	MG-1278-C	MR-31-A		1/2" (12,7)
	9	0.148	3,75	1.079	27,4	1.060 ÷ 1.169	26,9 ÷ 29,6	MG-1274-C	MR-29-A	MM-67-C	
	10	0.134	3,40	1.107	28,1	1.087 ÷ 1.196	27,6 ÷ 30,3	MG-1276-C	MR-30-A		
	11	0.120	3,04	1.135	28,8	1.115 ÷ 1.224	28,3 ÷ 31,0	MG-1280-C	MR-30-A	MM-68-C	
	12	0.109	2,76	1.157	29,3	1.133 ÷ 1.242	28,7 ÷ 31,5	MG-1282-C	MR-32-A		
	13	0.095	2,41	1.185	30,1	1.160 ÷ 1.275	29,4 ÷ 32,3	MG-1284-C	MR-33-A	MM-69-C	
	14	0.083	2,10	1.209	30,7	1.179 ÷ 1.294	29,9 ÷ 32,8	MG-1286-C	MR-34-A		
	15	0.072	1,82	1.231	31,2	1.206 ÷ 1.321	30,6 ÷ 33,5	MG-1288-C	MR-35-A	MM-70-C	
1.1/2" (38,1)	8	0.165	4,19	1.170	29,7	1.145 ÷ 1.260	29,0 ÷ 32,0	MG-1290-C	MR-34-A	MM-69-C	1/2" (12,7)
	9	0.148	3,75	1.204	30,5	1.179 ÷ 1.294	29,9 ÷ 32,8	MG-1286-C	MR-34-A		
	10	0.134	3,40	1.232	31,2	1.206 ÷ 1.321	30,6 ÷ 35,5	MG-1288-C	MR-35-A	MM-70-C	
	11	0.120	3,04	1.260	32,0	1.235 ÷ 1.350	31,3 ÷ 34,2	MG-1292-C	MR-36-A		
	12	0.109	2,76	1.282	32,5	1.257 ÷ 1.372	31,9 ÷ 34,8	MG-1294-C	MR-37-A		
	13	0.095	2,41	1.310	33,2	1.285 ÷ 1.400	32,6 ÷ 35,5	MG-1296-C	MR-37-A		
	14	0.083	2,11	1.334	33,9						
	15	0.072	1,82	1.356	34,4	1.331 ÷ 1.446	33,8 ÷ 36,7	MG-1298-C	MR-38-A	MM-71-C	
	16	0.065	1,65	1.370	34,8						
	17	0.058	1,47	1.384	35,1						
	18	0.049	1,24	1.402	35,6	1.331 ÷ 1.472	33,8 ÷ 37,3	MG-1300-C	MR-38-A	MM-72-C	
	19	0.042	1,06	1.416	35,9						
20	0.035	0,88	1.430	36,3							



MA 2501 
Cnc single or double-axis work centre for rolling, facing, grooving and TIG orbital welding of tube bundles



Hydrex
Ultra high pressure water hydraulic system for tube expansion and "tack" expansion



Bundle NXT60
Tube bundle inserter for heat exchangers



Matex
Hi-tech low-voltage electrical portable equipment for semi-automatic controlled tube expansion



Baffletech twin 2000 
Automatic centre with double head for baffle holes flaring



Giotto
Tube-to-tube sheet TIG orbital welding heads



Kattex Fix

Instant hydraulic tube locking (pre-welding "tack expansion") for the production of shell and tube heat exchangers and boilers.



F707

Internal mechanical gauge with 3 contact points



F26

Self-centering grooving tool, with adjustable depth and interchangeable HSS-Co cutter bits

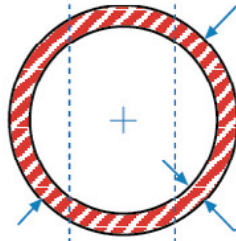


Tube expanders

Complete line of tube expanders

BWG table

de " mm	00 BWG		0 BWG		1 BWG		2 BWG		3 BWG		4 BWG		5 BWG		6 BWG		7 BWG		8 BWG		9 BWG		10 BWG		11 BWG					
	"	mm	"	mm	"	mm	"	mm	"	mm	"	mm	"	mm	"	mm	"	mm	"	mm	"	mm	"	mm	"	mm				
sp →	0.380	9,65	0.340	8,64	0.300	7,62	0.284	7,21	0.259	6,58	0.238	6,05	0.220	5,59	0.203	5,16	0.180	4,57	0.165	4,19	0.148	3,76	0.134	3,40	0.120	3,05				
1/4" (6,3)	-	-	-	-	-	-	-	-	-	-	-	-	-	-	-	-	-	-	-	-	-	-	-	-	-	-	-	-		
3/8" (9,5)	-	-	-	-	-	-	-	-	-	-	-	-	-	-	-	-	-	-	-	-	-	-	-	-	-	-	-	-		
1/2" (12,7)	-	-	-	-	-	-	-	-	-	-	-	-	-	-	-	-	-	-	-	-	-	-	-	-	-	-	-	-		
5/8" (15,9)	-	-	-	-	-	-	-	-	-	-	-	-	-	-	-	-	-	-	-	-	-	-	-	-	-	-	-	-		
3/4" (19,0)	-	-	-	-	-	-	-	-	-	-	-	-	-	-	-	-	-	-	-	-	-	-	0.482	12,2	0.510	12,9				
7/8" (22,2)	-	-	-	-	-	-	-	-	-	-	-	-	-	-	-	-	-	-	-	-	-	-	0.607	15,4	0.635	16,1				
1" (25,4)	-	-	-	-	-	-	-	-	-	-	-	-	-	-	-	-	0.670	17,0	0.704	17,9	0.732	18,6	0.760	19,3						
1.1/4" (31,8)	-	-	-	-	-	-	-	-	-	-	-	-	-	-	0.890	22,6	0.920	23,4	0.954	24,3	0.982	25,0	1.010	25,7						
1.1/2" (38,1)	-	-	-	-	-	-	-	-	-	-	-	-	-	-	1.140	28,9	1.170	29,7	1.204	30,6	1.232	31,3	1.260	32,0						
1.3/4" (44,4)	-	-	-	-	-	-	-	-	-	-	1.310	33,2	1.344	34,1	1.390	35,2	1.420	36,0	1.454	36,9	1.482	37,6	1.510	38,3						
2" (50,8)	-	-	-	-	-	-	-	-	1.524	38,7	1.560	39,6	1.594	40,5	1.640	41,6	1.670	42,4	1.704	43,3	1.732	44,0	1.760	44,7						
2.1/4" (57,1)	1.490	37,8	1.570	39,8	1.650	41,8	1.682	42,7	1.732	43,9	1.774	45,0	1.810	45,9	1.844	46,8	1.890	47,9	1.920	48,7	1.954	49,6	1.982	50,3	2.010	51,0				
2.1/2" (63,5)	1.740	44,2	1.820	46,2	1.900	48,2	1.932	49,1	1.982	50,3	2.024	51,4	2.060	52,3	2.094	53,2	2.140	54,3	2.170	55,1	2.204	56,0	2.232	56,7	2.260	57,4				
2.3/4" (69,8)	1.990	50,5	2.070	52,5	2.150	54,5	2.182	55,3	2.232	56,6	2.274	57,7	2.310	58,6	2.344	59,5	2.390	60,6	2.420	61,4	2.454	62,3	2.482	63,0	2.510	63,7				
3" (76,2)	2.240	56,9	2.320	58,9	2.400	60,9	2.432	61,8	2.482	63,0	2.524	64,1	2.560	65,0	2.594	65,9	2.640	67,0	2.670	67,8	2.704	68,7	2.732	69,4	2.760	70,1				
3.1/4" (82,6)	2.490	63,3	2.570	65,3	2.650	67,3	2.682	68,2	2.732	69,4	2.774	70,5	2.810	71,4	2.844	72,3	2.890	73,4	2.920	74,2	2.954	75,1	2.982	75,8	3.010	76,5				
3.1/2" (88,9)	2.740	69,6	2.820	71,6	2.900	73,6	2.932	74,5	2.982	75,7	3.024	76,8	3.060	77,7	3.094	78,6	3.140	79,7	3.170	80,5	3.204	81,4	3.232	82,1	3.260	82,8				
3.3/4" (95,2)	2.990	75,9	3.070	77,9	3.150	79,9	3.182	80,8	3.232	82,0	3.274	83,1	3.310	84,0	3.344	84,9	3.390	86,0	3.420	86,8	3.454	87,7	3.482	88,4	3.510	89,1				
4" (101,6)	3.240	82,3	3.320	84,3	3.400	86,3	3.432	87,2	3.482	88,4	3.524	89,5	3.560	90,4	3.594	91,3	3.640	92,4	3.670	93,2	3.704	94,1	3.732	94,8	3.760	95,5				
4.1/4" (108,0)	3.490	88,7	3.570	90,7	3.650	92,7	3.682	93,6	3.732	94,8	3.774	95,9	3.810	96,8	3.844	97,7	3.890	98,8	3.920	99,6	3.954	100,5	3.982	101,2	4.010	101,9				
4.1/2" (114,3)	3.740	95,0	3.820	97,0	3.900	99,0	3.932	99,9	3.982	101,1	4.024	102,2	4.060	103,1	4.094	104,0	4.140	105,1	4.170	105,9	4.204	106,8	4.232	107,5	4.260	108,2				



12 BWG		13 BWG		14 BWG		15 BWG		16 BWG		17 BWG		18 BWG		19 BWG		20 BWG		21 BWG		22 BWG		23 BWG		24 BWG		de mm ← sp		
“	mm	“	mm	“	mm	“	mm	“	mm	“	mm	“	mm	“	mm	“	mm	“	mm	“	mm	“	mm	“	mm			
0.109	2,77	0.095	2,41	0.083	2,11	0.072	1,83	0.065	1,65	0.058	1,47	0.049	1,24	0.042	1,07	0.035	0,89	0.032	0,81	0.028	0,71	0.025	0,64	0.022	0,56			
-	-	-	-	-	-	-	-	-	-	-	-	0.152	3,8	0.166	4,1	0.180	4,5	0.186	4,7	0.194	4,9	0.200	5,0	0.206	5,2		1/4" (6,3)	
-	-	-	-	0.209	5,3	0.231	5,8	0.245	6,2	0.259	6,5	0.277	7,0	0.291	7,3	0.305	7,7	0.311	7,9	0.319	8,1	0.325	8,2	0.331	8,4			3/8" (9,5)
-	-	0.310	7,9	0.334	8,5	0.356	9,0	0.370	9,4	0.384	9,7	0.402	10,2	0.416	10,5	0.430	10,9	0.436	11,1	0.444	11,3	0.450	11,4	0.456	11,6			1/2" (12,7)
0.407	10,3	0.435	11,1	0.459	11,7	0.481	12,2	0.495	12,6	0.509	12,9	0.527	13,4	0.541	13,7	0.555	14,1	0.561	14,3	0.569	14,5	0.575	14,6	0.581	14,8			5/8" (15,9)
0.532	13,4	0.560	14,2	0.584	14,8	0.606	15,3	0.620	15,7	0.634	16,0	0.652	16,5	0.666	16,8	0.680	17,2	0.686	17,4	0.694	17,6	0.700	17,7	0.706	17,9			3/4" (19,0)
0.657	16,6	0.685	17,4	0.709	18,0	0.731	18,5	0.745	18,9	0.759	19,2	0.777	19,7	0.791	20,0	0.805	20,4	0.811	20,6	0.819	20,8	0.825	20,9	0.831	21,1			7/8" (22,2)
0.782	19,8	0.810	20,6	0.834	21,2	0.856	21,7	0.870	22,1	0.884	22,4	0.902	22,9	0.916	23,2	0.930	23,6	0.936	23,8	0.944	24,0	0.950	24,1	0.956	24,3			1" (25,4)
1.032	26,2	1.060	27,0	1.084	27,6	1.106	28,1	1.120	28,5	1.134	28,8	1.152	29,3	1.166	29,6	1.180	30,0	1.186	30,2	1.194	30,4	1.200	30,5	1.206	30,7			1.1/4" (31,8)
1.282	32,5	1.310	33,3	1.334	33,9	1.356	34,4	1.370	34,8	1.384	35,1	1.402	35,6	1.416	35,9	1.430	36,3	1.436	36,5	1.444	36,7	1.450	36,8	1.456	37,0			1.1/2" (38,1)
1.532	38,8	1.560	39,6	1.584	40,2	1.606	40,7	1.620	41,1	1.634	41,4	1.652	41,9	1.666	42,2	1.680	42,6	1.686	42,8	1.694	43,0	1.700	43,1	1.706	43,3			1.3/4" (44,4)
1.782	45,2	1.810	46,0	1.834	46,6	1.856	47,1	1.870	47,5	1.884	47,8	1.902	48,3	1.916	48,6	1.930	49,0	1.936	49,2	1.944	49,4	1.950	49,5	1.956	49,7			2" (50,8)
2.032	51,5	2.060	52,3	2.084	52,9	2.106	53,4	2.120	53,8	2.134	54,1	2.152	54,6	-	-	-	-	-	-	-	-	-	-	-	-	-	-	2.1/4" (57,1)
2.282	57,9	2.310	58,7	2.334	59,3	2.356	59,8	2.370	60,2	2.384	60,5	2.402	61,0	-	-	-	-	-	-	-	-	-	-	-	-	-	-	2.1/2" (63,5)
2.532	64,2	2.560	65,0	2.584	65,6	2.606	66,1	2.620	66,5	2.634	66,8	2.652	67,3	-	-	-	-	-	-	-	-	-	-	-	-	-	-	2.3/4" (69,8)
2.782	70,6	2.810	71,4	2.834	72,0	2.856	72,5	2.870	72,9	2.884	73,2	2.902	73,7	-	-	-	-	-	-	-	-	-	-	-	-	-	-	3" (76,2)
3.032	77,0	3.060	77,8	3.084	78,4	3.106	78,9	3.120	79,3	3.134	79,6	3.152	80,1	-	-	-	-	-	-	-	-	-	-	-	-	-	-	3.1/4" (82,6)
3.282	83,3	3.310	84,1	3.334	84,7	3.356	85,2	3.370	85,6	3.384	85,9	3.402	86,4	-	-	-	-	-	-	-	-	-	-	-	-	-	-	3.1/2" (88,9)
3.532	89,6	3.560	90,4	3.584	91,0	3.606	91,5	3.620	91,9	3.634	92,2	3.652	92,7	-	-	-	-	-	-	-	-	-	-	-	-	-	-	3.3/4" (95,2)
3.782	96,0	3.810	96,8	3.834	97,4	3.856	97,9	3.870	98,3	3.884	98,6	3.902	99,1	-	-	-	-	-	-	-	-	-	-	-	-	-	-	4" (101,6)
4.032	102,4	4.060	103,2	4.084	103,8	4.106	104,3	4.120	104,7	4.134	105,0	4.152	105,5	-	-	-	-	-	-	-	-	-	-	-	-	-	-	4.1/4" (108,0)
4.282	108,7	4.310	109,5	4.334	110,1	4.356	110,6	4.370	111,0	4.384	111,3	4.402	111,8	-	-	-	-	-	-	-	-	-	-	-	-	-	-	4.1/2" (114,3)



MAUS ITALIA S.P.A.
SP415 KM30 (nuova strada di arrocco)
26010 BAGNOLO CREMASCO (CR)
ITALIA

Tel. +39 0373 2370
expo@mausitalia.it



© 2019 Maus Italia, all right reserved.

The technical data indicated can be modified at any time without prior notice.
This document is to be considered merely indicative and is not a product offer.